

fixed-mounted molded case circuit breaker w. handle frame 1600; 4AUX and trip alarm switch S24; Icu "M" Icu=55kA @ 415V, 3-pole ETU350, LSI, In=1250A rotary coding switch Ir=500...1250A I_{sd}=1...10xI_n, I_i=1.5...15xI_n N conductor protec. adjustable opt. w. ext. CT; up to 200% nut keeper kit No communication connection, no measurement function With trip alarm switch TAS and trip alarm switch S25 With mechanical calling without 2nd auxiliary release without 1st auxiliary release

Model	
product brand name	SENTRON
Product designation	Molded case circuit breaker
Design of the product	MCCB
Design of the operating mechanism	toggel handle actuator
Type of the driving mechanism	manual operating mechanism
Type of the driving mechanism / motor drive	No
Design of the overcurrent release	ETU350

General technical data	
number of poles	3
Size of the circuit-breaker	1600 A
circuit-breaker / Design	3VA2
Mechanical service life (switching cycles) / typical	1 000

Voltage	
Insulation voltage / rated value	1 000 V
Operating voltage	
• at AC / at 50/60 Hz / rated value	690 V
Protection class IP	IP20
protection class IP / on the front	IP20
protection function of the overcurrent release	LSI
Power loss [W] / for rated value of the current / at AC / in hot operating state / per pole	47 W

Current	
Operating current / at 45 °C / rated value	1 250 A
Continuous current / rated value	1 250 A
adjustable pick-up value current	
• of the current-dependent overload release / Full-scale value	1 250 A
• of instantaneous short-circuit trip unit / initial value	1 875 A

<ul style="list-style-type: none"> • of instantaneous short-circuit trip unit / Full-scale value 	18 750 A
Short-time withstand current (I _{cw})	
<ul style="list-style-type: none"> • limited to 1 s / rated value 	20 kA
<ul style="list-style-type: none"> • at AC / at 415 V / limited to 0.5 s / rated value 	20 kA
Main circuit	
Operating current	
<ul style="list-style-type: none"> • at 40 °C / rated value 	1 250 A
<ul style="list-style-type: none"> • at 50 °C / rated value 	1 250 A
<ul style="list-style-type: none"> • at 55 °C / rated value 	1 240 A
<ul style="list-style-type: none"> • at 60 °C / rated value 	1 182 A
<ul style="list-style-type: none"> • at 65 °C / rated value 	1 122 A
<ul style="list-style-type: none"> • at 70 °C / rated value 	1 057 A
Auxiliary circuit	
Number of CO contacts / for auxiliary contacts	4
Suitability	
<ul style="list-style-type: none"> • suitability for use 	system protection
Adjustable parameters	
adjustable pick-up value current	
<ul style="list-style-type: none"> • of the short-time delayed short-circuit release / initial value 	1 250 A
<ul style="list-style-type: none"> • of the short-time delayed short-circuit release / Full-scale value 	12 500 A
adjustable pick-up value current / of the current-dependent overload release / initial value	500 A
Product component	
<ul style="list-style-type: none"> • Trip indicator 	Yes
<ul style="list-style-type: none"> • Voltage trigger 	No
<ul style="list-style-type: none"> • undervoltage release 	No
Product extension / optional / motor drive	No
Product function	
Product function	
<ul style="list-style-type: none"> • Ground fault protection 	No
Display and operation	
Display version	Without display
Short circuit	
Operational short-circuit current breaking capacity (I _{cs})	
<ul style="list-style-type: none"> • at 415 V / rated value 	55 kA
<ul style="list-style-type: none"> • at 500 V / rated value 	36 kA

<ul style="list-style-type: none"> • at 690 V / rated value 	25 kA
Maximum short-circuit current breaking capacity (Icu)	
<ul style="list-style-type: none"> • at 415 V / rated value 	55 kA
<ul style="list-style-type: none"> • at 440 V / rated value 	55 kA
<ul style="list-style-type: none"> • at 500 V / rated value 	36 kA
<ul style="list-style-type: none"> • at 690 V / rated value 	25 kA

Connections

Arrangement of electrical connectors / for main current circuit	Main connection on front side
<ul style="list-style-type: none"> • Type of electrical connection / for main current circuit 	busbar connection

Mechanical Design



Height	296 mm
Width	210 mm
Depth	183 mm
Mounting type	fixed mounting
net weight	14 kg

Environmental conditions

Ambient temperature / during operation	
<ul style="list-style-type: none"> • minimum 	-25 °C
<ul style="list-style-type: none"> • maximum 	70 °C
Ambient temperature / during storage	
<ul style="list-style-type: none"> • minimum 	-40 °C
<ul style="list-style-type: none"> • maximum 	70 °C

Certificates

<ul style="list-style-type: none"> • reference code / acc. to DIN EN 61346-2 	Q
<ul style="list-style-type: none"> • Reference code / acc. to DIN EN 81346-2 	Q

General Product Approval	Declaration of Conformity	Test Certificates	other
 CCC	 EG-Konf.	Miscellaneous	Manufacturer Declaration Miscellaneous

Further information

Industry Mall (Online ordering system)

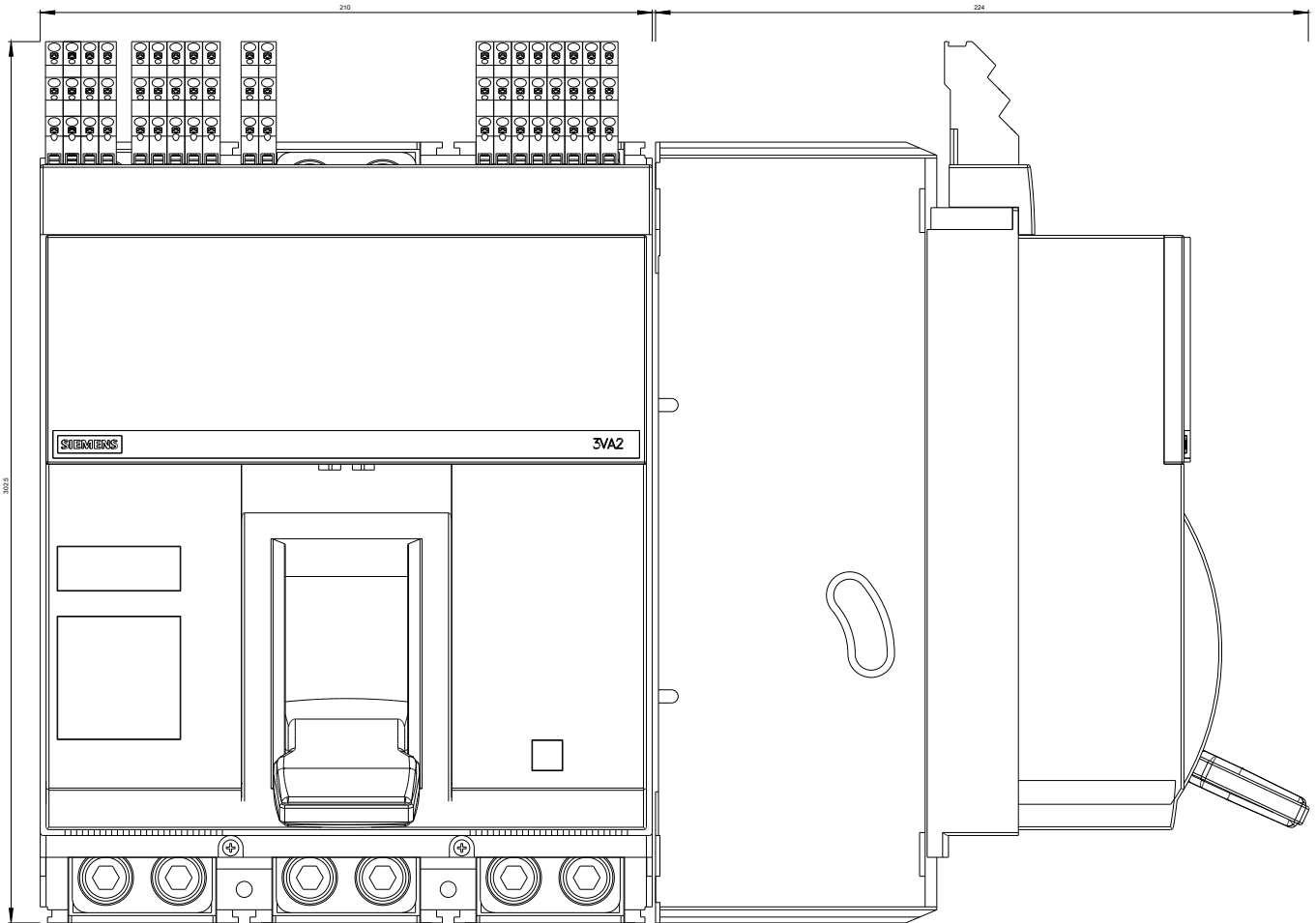
<https://mall.industry.siemens.com/mall/en/en/Catalog/product?mfb=3VA2712-5AC03-1AA0>

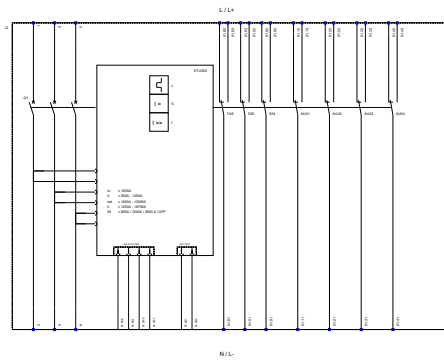
Service&Support (Manuals, Certificates, Characteristics, FAQs,...)

<https://support.industry.siemens.com/cs/ww/en/ps/3VA2712-5AC03-1AA0>

Image database (product images, 2D dimension drawings, 3D models, device circuit diagrams, ...)

http://www.automation.siemens.com/bilddb/cax_en.aspx?mfb=3VA2712-5AC03-1AA0





3VA2712-5AC03-1AA0 (3VA2712-5AC03-1AA0) (3VA2712-5AC03-1AA0) (3VA2712-5AC03-1AA0) (3VA2712-5AC03-1AA0)

last modified:

08/20/2020