



FUSE-SWITCH-DISCONNECTOR 3-POLE, NH00,  
160A 40MM BUSBAR SYSTEM COVERS FOR RITTAL  
FLAT CONNECTOR

Similar to image

General technical details:

Number of poles	3
product brand name	SENTRON
Product designation	Fuse switch disconnecter
Fuse system	LV HRC fuse
Installation size of fuse-link	NH000, NH00
Installation size of disconnecting link	00 and 000
Type from device	Zum Aufschnappen auf Sammelschienensystem Rittal 40 mm
Design of the product	3-pole
Busbar design	Sammelschienendicke 5 oder 10 mm
Design of the operating mechanism	handle unit
Type of the driving mechanism / motor drive	No
Number of NC contacts / for auxiliary contacts	0
Number of NO contacts / for auxiliary contacts	0
Number of changeover contacts / for auxiliary contacts	0
Design of the load switch / Strip form	No
Product equipment / interlock	Yes
Product feature / sealable	Yes

<b>Product component</b>		
• phase failure monitoring		No
• undervoltage release mechanism		No
• undervoltage release with leading contact		No
• trip indicator		No
<b>Acceptability for application</b>		
• switch disconnecter		Yes
• emergency stop switch		No
• main switch		No
• safety cut-out switch		Yes
• maintenance/repair switch		Yes
<b>Product function</b>		
• fuse monitoring		No
• overvoltage protection monitoring		No
<b>Product extension</b>		
• auxiliary switch		Yes
• optional		
• fuse monitoring		Yes
• phase failure monitoring		Yes
• voltage trigger		No
• overvoltage protection monitoring		Yes
• locking capability		Yes
• motor drive		No
<b>Continuous current</b>		
• rated value	A	160
• at 35 °C / rated value	A	160
• at 40 °C / rated value	A	155
• at 45 °C / rated value	A	145
• at 50 °C / rated value	A	140
• at 55 °C / rated value	A	133
<b>Operating current</b>		
• at AC-21 B		
• at 400 V / rated value	A	160
• at 500 V / rated value	A	160
• at 690 V / rated value	A	160
• at AC-22 B		
• at 400 V / rated value	A	160
• at 500 V / rated value	A	160
• at 690 V / rated value	A	125
• at AC-23 B		

• at 400 V / rated value	A	160
• at 500 V / rated value	A	63
• at 690 V / rated value	A	35
• at DC-21 B		
• at 240 V / rated value / maximum	A	160
• at 440 V / rated value / maximum	A	160
• at DC-22 B		
• at 240 V / rated value / maximum	A	160
• at 440 V / rated value / maximum	A	125
• at DC-23 B		
• at 240 V / rated value / maximum	A	100
• at 440 V / rated value / maximum	A	63
• with capacitive load		
• at 400 V / maximum	A	72
• at 500 V / maximum	A	55
<b>Let-through current</b>		
• with speedy activation / maximum permissible	kA	15
• with closed switch / maximum permissible	kA	23
<b>Conditional short-circuit current (I<sub>q</sub>)</b>		
• rated value	kA	80
• at 500 V / with AC / with speedy activation / rated value	kA	80
• at 690 V / with AC / with speedy activation / rated value	kA	80
• with closed switch		
• at 500 V / with AC / rated value	kA	120
• at 690 V / with AC / rated value	kA	120
<b>Operating voltage / for DC / rated value</b>	V	440
<b>Tension d'emploi</b>		
• for AC / rated value	/ V	690
• for DC / rated value		
• maximum	V	440
<b>Power factor</b>		
• at AC-21 B		0.95
• at AC-22 B		0.65
• at AC-23 B		0.45
• with capacitive load		-0.25
<b>Active power loss / maximum</b>	W	12
<b>Insulation voltage / rated value</b>	V	690
<b>Impulse voltage resistance / rated value</b>	kV	8
<b>I<sup>2</sup>t value / with closed switch / maximum permissible</b>	kA <sup>2</sup> ·s	158
<b>Item designation</b>		

- according to DIN EN 61346-2
- according to DIN EN 81346-2

Q  
Q

#### Connection elements and terminals:

##### Design of the electrical connection / for main current circuit

flat connector

##### Conductor cross section that can be connected / for main contacts

- single- or multi-stranded
- stranded

mm<sup>2</sup> 2.5 ... 95  
mm<sup>2</sup> 2.5 ... 95

##### Tightening torque

- with screw-type terminals

N·m 10 ... 12

##### Arrangement of electrical connectors / for main current circuit

sonstige

#### Degree of protection and safety class:

##### Protection class IP

- open
- on the front
- with closed switch
  - without cover or cable lug cover
  - with cover or cable lug cover

IP20  
IP40  
IP30  
IP40

##### Degree of pollution

3

##### Mechanical operating cycles as operating time / typical

2,000

#### Ambient conditions:

##### Ambient temperature

- during operating
- during storage

°C -25 ... +55  
°C -50 ... +80

#### Installation/mounting/dimensions:

##### Mounting type

- rail mounting
- front mounting
- front mounting with central attachment
- front mounting with 4-hole attachment
- floor mounting

busbar mounting  
Yes  
No  
No  
No  
No

##### mounting position

waagrecht oder senkrecht

##### Width

mm 105.8

##### Height

mm 215.1

##### Depth

mm 134.5

##### Largeur

- du jeu de barres

mm 12 ... 15

##### Center line spacing

mm 40

Net weight

kg

0.98

Certificates/approvals:

General Product Approval

Declaration of  
Conformity



CCC



GOST



UR



EG-Konf.

Test Certificates

Shipping Approval

[Special Test  
Certificate](#)

[Type Test  
Certificates/Test  
Report](#)



DNV



GL



LRS

Further information:

Information- and Downloadcenter (Catalogs, Brochures,...)

<http://www.siemens.com/lowvoltage/catalogs>

Industry Mall (Online ordering system)

<https://eb.automation.siemens.com/mall/en/WW/Catalog/Product/3NP1133-1JB10>

Service&Support (Manuals, Certificates, Characteristics, FAQs,...)

<http://support.automation.siemens.com/WW/view/en/3NP1133-1JB10/all>

Image database (product images, 2D dimension drawings, 3D models, device circuit diagrams, ...)

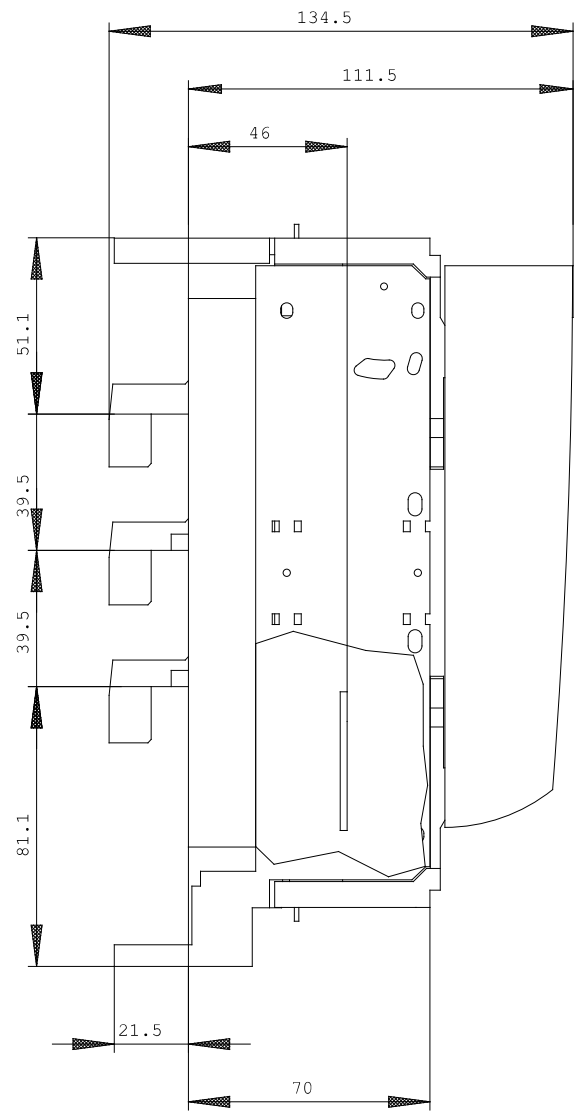
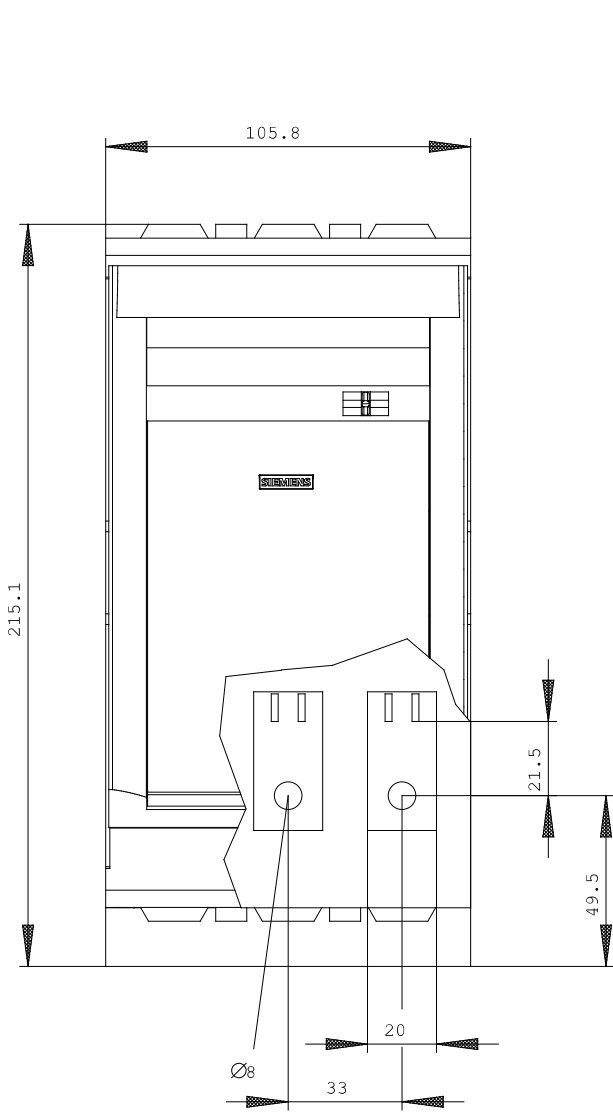
[http://www.automation.siemens.com/bilddb/cax\\_en.aspx?mlfb=3NP1133-1JB10](http://www.automation.siemens.com/bilddb/cax_en.aspx?mlfb=3NP1133-1JB10)

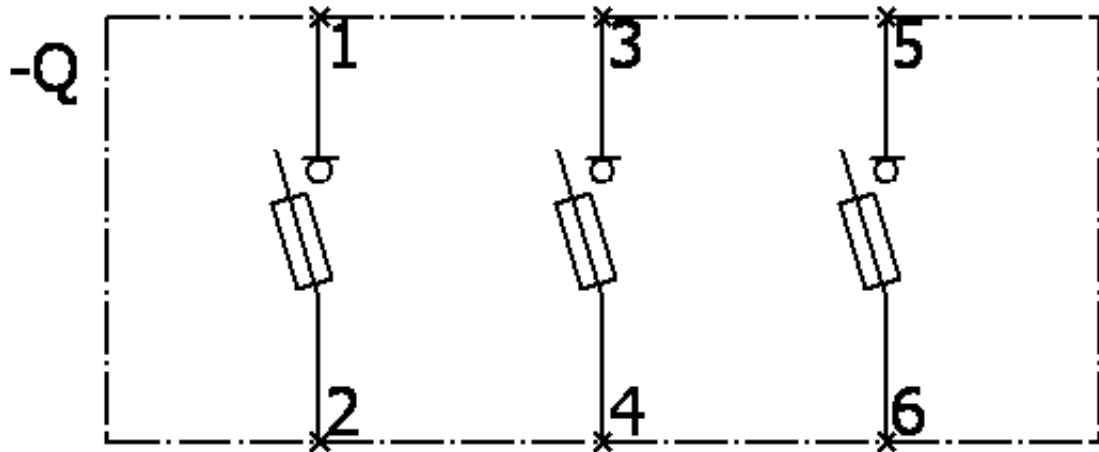
CAX-Online-Generator

<http://www.siemens.com/cax>

Tender specifications

[Datanorm GAEB81](#) [GAEB83](#) [RTF](#) [TXT](#)





**last change:**

Jul 7, 2014