



Long range distance sensors
Dx100, DL100 Hi, RS-422

DL100-22HA2103



Model Name > [DL100-22HA2103](#)
Part No. > [1052695](#)

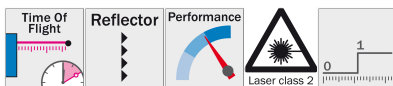


At a glance

- Measuring range up to 300 m
- Numerous fieldbus interfaces
- Pre-failure notification and diagnostic data available
- Display with intuitive menu and easy to see status LEDs
- Small, rugged metal housing
- 3-axis alignment bracket with quick lock system available as accessory
- Elongated holes for zero point adjustment when replacing devices
- SPEEDCON™ and standard M12 electrical connections

Your benefits

- Enhanced closed-loop behavior offers highest performance and productivity
- Operating temperature down to -40 °C ensures the highest reliability in cold storage warehouses and freezers
- Numerous fieldbus and Ethernet-based interfaces offer the highest flexibility and fast communication for maximum efficiency
- Pre-failure and extensive diagnostic data allow for preventive maintenance, ensuring the highest machine uptime
- Small, rugged metal housing and SpeedCon™ compatible connectors ensure hassle-free installation - even in confined spaces
- 3-axis alignment bracket ensures fast alignment and easy exchange, reducing maintenance and setup costs
- Numerous accessories allow flexible use and guarantee high operation functionality



CE **CDRH** **RS-422**

Performance

Measuring range:	0.15 m ... 200 m, On reflective tape "Diamond Grade"
Resolution:	0.1 mm, 0.125 mm, 1 mm, 10 mm, 100 mm
Repeatability ¹⁾ :	1 mm
Accuracy ²⁾ :	± 2.5 mm
Light source ³⁾ :	Laser, red
Typ. light spot size (distance):	5 mm (+ 2 mm x distance in m)
Acceleration (max.):	15 m/s ²
Internal measurement cycle:	1 ms
Max. movement speed:	10 m/s
Dead time:	2 ms
Laser class:	2 (EN 60825-1/CDRH)

1) Statistical error 1 σ , environmental conditions constant, min. warm-up time 10 min 2) From 150 mm ... 180 mm measuring range the accuracy can reach ± 4 mm 3)

Average service life of 100,000 h at $T_A = +25$ °C

Interfaces

Data interface: RS-422
Output type ¹⁾: B (push/pull)
MF1, MF2
Multifunctional input (MF) ²⁾: 1 x MF1

1) HIGH > $V_S - 3$ V / LOW < 2 V 2) HIGH > 12 V / LOW < 3 V

Mechanics/electronics

Supply voltage V_S : DC 18 V ... 30 V, limit values
Ripple ¹⁾: 5 Vpp
Initialization time ²⁾: Typ. 1.5 s
Indication: 6 digit 5 x 7 dot matrix display, LEDs
Weight ³⁾: Ca. 800 g ... 1,600 g
Output current I_A ⁴⁾: ≤ 100 mA
Power consumption: At 24 V DC < 1,000 mA
Connection type: Connector M12, SPEEDCON™ compatible
Housing material: Aluminum/zinc die-cast

1) May not fall short of or exceed V_S tolerances 2) After loss of reflector < 40 ms 3) Without mounting bracket: approx. 800 g, with mounting bracket: approx. 1,600 g

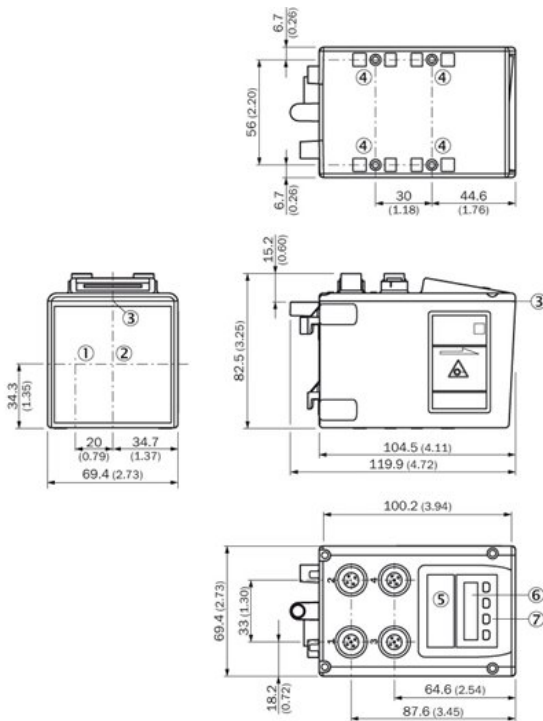
4) Short circuit/overload protected. Max. 100 nF/20 mH

Ambient data

Enclosure rating: IP 65
Protection class: III
Effect of air pressure: 0.3 ppm/hPa
Effect of air temperature: 1 ppm/K
Temperature drift: Typ. 0.1 mm/K
Ambient temperature: Operation with heating: -40 ... 55 °C
Operation with cooling case: -40 ... 75 °C
Storage: -40 ... 75 °C
Mechanical load: Noise: EN 600 68-2-64
Shock: EN 600 68-2-27
Sine: EN 600 68-2-6
Electromagnetic compatibility (EMC) ¹⁾: EN 61000-6-2/EN 61000-6-4

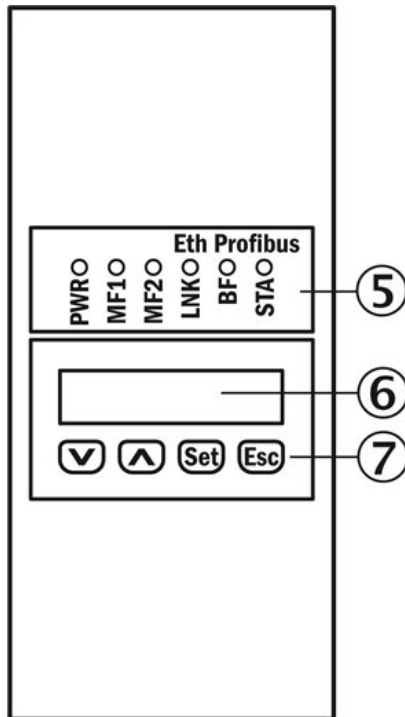
1) This is a Class A device. This device can cause radio interference in living quarters.

Dimensional drawing

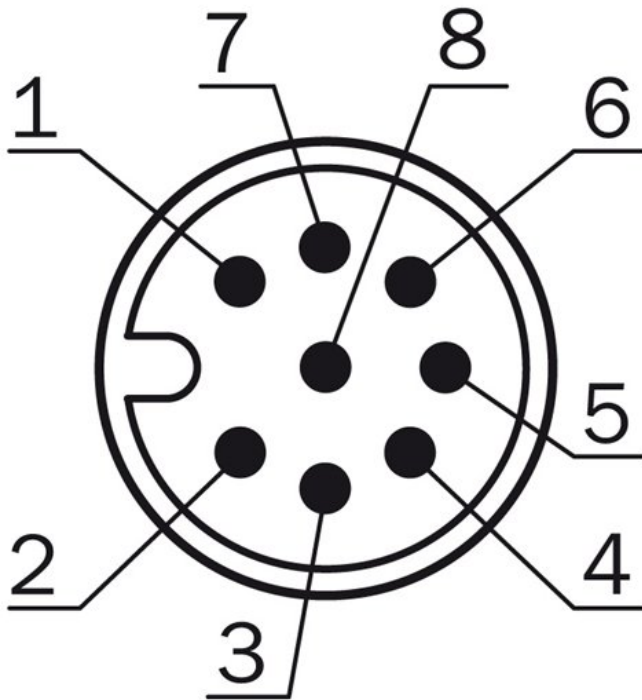


- |1| Optical axis, sender
- |2| Optical axis, receiver
- |3| Zero level
- |4| Threaded mounting hole M5
- |5| Status LED [status]
- |6| Display
- |7| Control elements

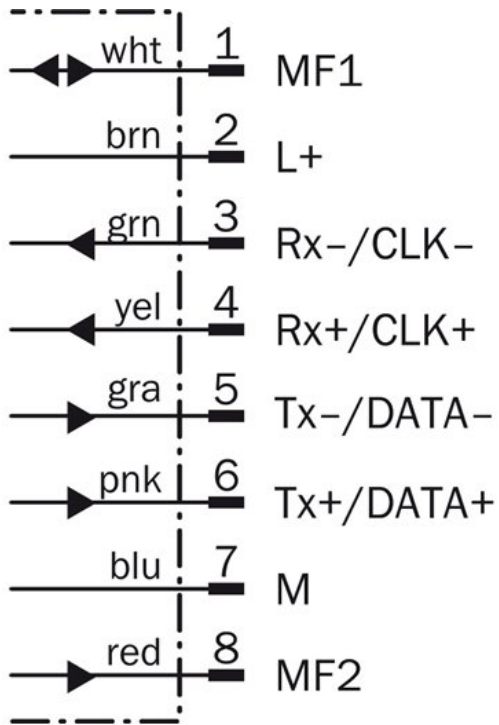
Adjustment possible




- |5| Status LED [status]
- |6| Display
- |7| Control elements

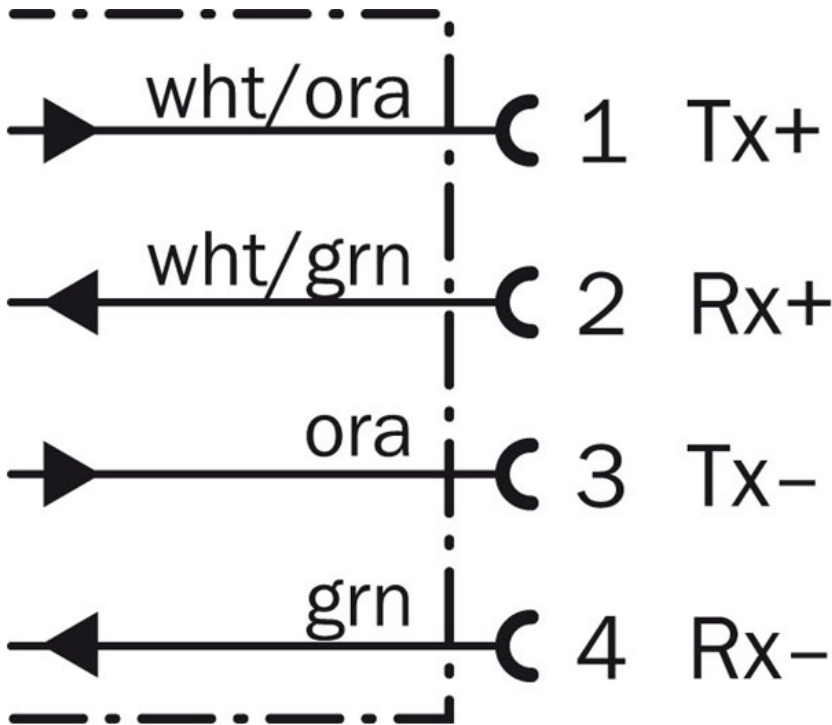


Connection diagram SSI/RS-422





Connection diagram Ethernet



Australia

Phone +61 3 9457 0600
1800 334 802 – tollfree
E-Mail sales@sick.com.au

Belgium/Luxembourg

Phone +32 (0)2 466 55 66
E-Mail info@sick.be

Brasil

Phone +55 11 3215-4900
E-Mail sac@sick.com.br

Canada

Phone +1 905 771 14 44
E-Mail information@sick.com

Ceská Republika

Phone +420 2 57 91 18 50
E-Mail sick@sick.cz

China

Phone +86 4000 121 000
E-Mail info.china@sick.net.cn
Phone +852-2153 6300
E-Mail ghk@sick.com.hk

Danmark

Phone +45 45 82 64 00
E-Mail sick@sick.dk

Deutschland

Phone +49 211 5301-301
E-Mail kundenservice@sick.de

España

Phone +34 93 480 31 00
E-Mail info@sick.es

France

Phone +33 1 64 62 35 00
E-Mail info@sick.fr

Great Britain

Phone +44 (0)1727 831121
E-Mail info@sick.co.uk

India

Phone +91-22-4033 8333
E-Mail info@sick-india.com

Israel

Phone +972-4-6801000
E-Mail info@sick-sensors.com

Italia

Phone +39 02 27 43 41
E-Mail info@sick.it

Japan

Phone +81 (0)3 3358 1341
E-Mail support@sick.jp

Magyarország

Phone +36 1 371 2680
E-Mail office@sick.hu

Nederlands

Phone +31 (0)30 229 25 44
E-Mail info@sick.nl

Norge

Phone +47 67 81 50 00
E-Mail austefjord@sick.no

Österreich

Phone +43 (0)22 36 62 28 8-0
E-Mail office@sick.at

Polska

Phone +48 22 837 40 50
E-Mail info@sick.pl

România

Phone +40 356 171 120
E-Mail office@sick.ro

Russia

Phone +7-495-775-05-30
E-Mail info@sick.ru

Schweiz

Phone +41 41 619 29 39
E-Mail contact@sick.ch

Singapore

Phone +65 6744 3732
E-Mail admin@sicksgp.com.sg

Slovenija

Phone +386 (0)1-47 69 990
E-Mail office@sick.si

South Africa

Phone +27 11 472 3733
E-Mail info@sickautomation.co.za

South Korea

Phone +82 2 786 6321/4
E-Mail info@sickkorea.net

Suomi

Phone +358-9-25 15 800
E-Mail sick@sick.fi

Sverige

Phone +46 10 110 10 00
E-Mail info@sick.se

Taiwan

Phone +886-2-2375-6288
E-Mail sales@sick.com.tw

Türkiye

Phone +90 (216) 528 50 00
E-Mail info@sick.com.tr

United Arab Emirates

Phone +971 (0) 4 8865 878
E-Mail info@sick.ae

USA/México

Phone +1(952) 941-6780
1 800-325-7425 – tollfree
E-Mail info@sickusa.com

More representatives and agencies
at www.sick.com