



LOAD FEEDER FUSELESS DIRECT START,
AC 400V, SZ S00 11...16A,
DC 24V SCREW CONNECTION FOR RAIL-MOUNTING,
TYPE OF COORDINATION 1,
IQ = 150KA 1NO (CONTACTOR)

Allgemeine technische Daten:		
product brand name		SIRIUS
Product designation		non-fused load feeders 3RA2
Size of the load feeder		S00
Number of poles / for main current circuit		3
Installation altitude / at a height over sea level / maximum	m	2,000
Product function		
• short circuit protection		Yes
• overload protection		Yes
• phase disturbance recognition		Yes
Product component		
• trip indicator		No
• auxiliary switch		No
Product extension / auxiliary switch		Yes
Design of display / for switching status		Switch setting
Insulation voltage / with degree of pollution 3 / rated value	V	690
Impulse voltage resistance / rated value	kV	6
Protection class IP		
• on the front		IP20
Protection against electrical shock		finger-safe

Shock resistance / according to IEC 60068-2-27		6g / 11 ms
maximum permissible voltage for safe isolation in networks with non-grounded star point		
Ambient temperature		
<ul style="list-style-type: none"> during transport during storage during operating 	°C	-50 ... +80 -50 ... 80 -20 ... 60
Manufacturer article number		
<ul style="list-style-type: none"> of the circuit-breakers included in the scope of supply of the contactor included in the scope of supply of the RS applied assembly kit of the link module included in the scope of supply of the busbar adapter included in the scope of supply of the RH applied assembly kit 		3RV2011-4AA10 3RT2018-1RB41 3RA1921-1DA00

Hauptstromkreis:

Operating current / rated value	A	16
Mechanical operating cycles as operating time / of the auxiliary contacts / typical		30,000,000
Derating factor for rated value of the operational current		
Operating voltage / rated value	V	690
Voltage type / for main circuit		AC
Frequency		-
Service power / at AC-3		
<ul style="list-style-type: none"> at 400 V / rated value at 500 V rated value at 690 V rated value 	W	7,500 7,500 11,000
Operating current / at AC-3 / at 400 V / rated value	A	15.5
Type of assignment		1

Steuerstromkreis/ Ansteuerung:

Voltage type / for auxiliary and control circuit		DC
Holding power / of the solenoid / for DC	W	4

Hilfsstromkreis:

Number of NC contacts / for auxiliary contacts		0
Number of NO contacts / for auxiliary contacts		1
Number of changeover contacts / for auxiliary contacts		0

Schutz-/Überwachungsfunktion:

Design of the overload circuit breaker		thermal (bimetallic)
Trip class		CLASS 10

Adjustable response current / of the current-dependent overload release	A	11 ... 16
Design of the short-circuit trip		magnetic
Conditional short-circuit current (I_q) <ul style="list-style-type: none"> • at 400 V / according to IEC 60947-4-1 / rated value • at 690 V according to IEC 60947-4-1 rated value 	A	153,000 -
Varification of suitability / ATEX		Yes

Sicherheitsrelevante Kenngrößen:

Proportion of dangerous failures <ul style="list-style-type: none"> • with high demand rate / according to SN 31920 	%	73
B10 value / with high demand rate / according to SN 31920		1,000,000

Einbau/ Befestigung/ Abmessungen:

Mounting type		screw and snap-on mounting onto 35 mm standard mounting rail
mounting position		vertical
Depth	mm	155.1
Height	mm	167.2
Width	mm	45
Distance, to be maintained, to the ranks assembly <ul style="list-style-type: none"> • upwards • forwards • sideways • backwards • downwards 	mm mm	20 0 0 0 30

Anschlüsse/ Klemmen:







Arrangement of electrical connectors / for main current circuit		from the top
Design of the electrical connection <ul style="list-style-type: none"> • for main current circuit • for auxiliary and control current circuit 		screw-type terminals screw-type terminals
Type of the connectable conductor cross-section for main contacts <ul style="list-style-type: none"> • solid or multi-stranded • finely stranded <ul style="list-style-type: none"> • with conductor end processing 		2x (0,75 ... 2,5 mm ²), 2x 4 mm ² 2x (0.5 ... 2.5 mm ²)
Type of the connectable conductor cross-section for auxiliary contacts <ul style="list-style-type: none"> • solid or multi-stranded • finely stranded <ul style="list-style-type: none"> • with conductor end processing 		2x (0,5 ... 1,5 mm ²), 2x (0,75 ... 2,5 mm ²) 2x (0.5 ... 1.5 mm ²), 2x (0.75 ... 2.5 mm ²)

Type of the connectable conductor cross-section / for AWG conductors		
<ul style="list-style-type: none"> • for main contacts • for auxiliary contacts 		2x (18 ... 14), 2x 12 2x (20 ... 16), 2x (18 ... 14)
Tightening torque / for main contacts		
<ul style="list-style-type: none"> • with screw-type terminals 	N·m	0.8 ... 1.2
Design of the thread of the connection screw for main contacts		
M3	M3	
Tightening torque / for auxiliary contacts		
<ul style="list-style-type: none"> • with screw-type terminals 	N·m	0.8 ... 1.2
Design of the thread of the connection screw of the auxiliary and control pins		
M3	M3	
Dimension de la tête de tournevis		Pozidriv 2

UL/CSA Bemessungsdaten:

yielded mechanical performance [hp] / for three-phase squirrel cage motors		
<ul style="list-style-type: none"> • at 220/230 V / rated value • at 460/480 V rated value • at 575/600 V rated value 	hp	5 10 10
Full-load current (FLA) / for 3-phase motor		
<ul style="list-style-type: none"> • at 480 V / rated value 	A	14

Approbationen/ Zertifikate:

General Product Approval	For use in hazardous locations	Declaration of Conformity
 CSA	 UL	 EG-Konf.
 EAC	 ATEX	
Test Certificates	Shipping Approval	
Special Test Certificate	Type Test Certificates/Test Report	 ABS
		 PRS
		 RINA
other		
other	Environmental Confirmations	

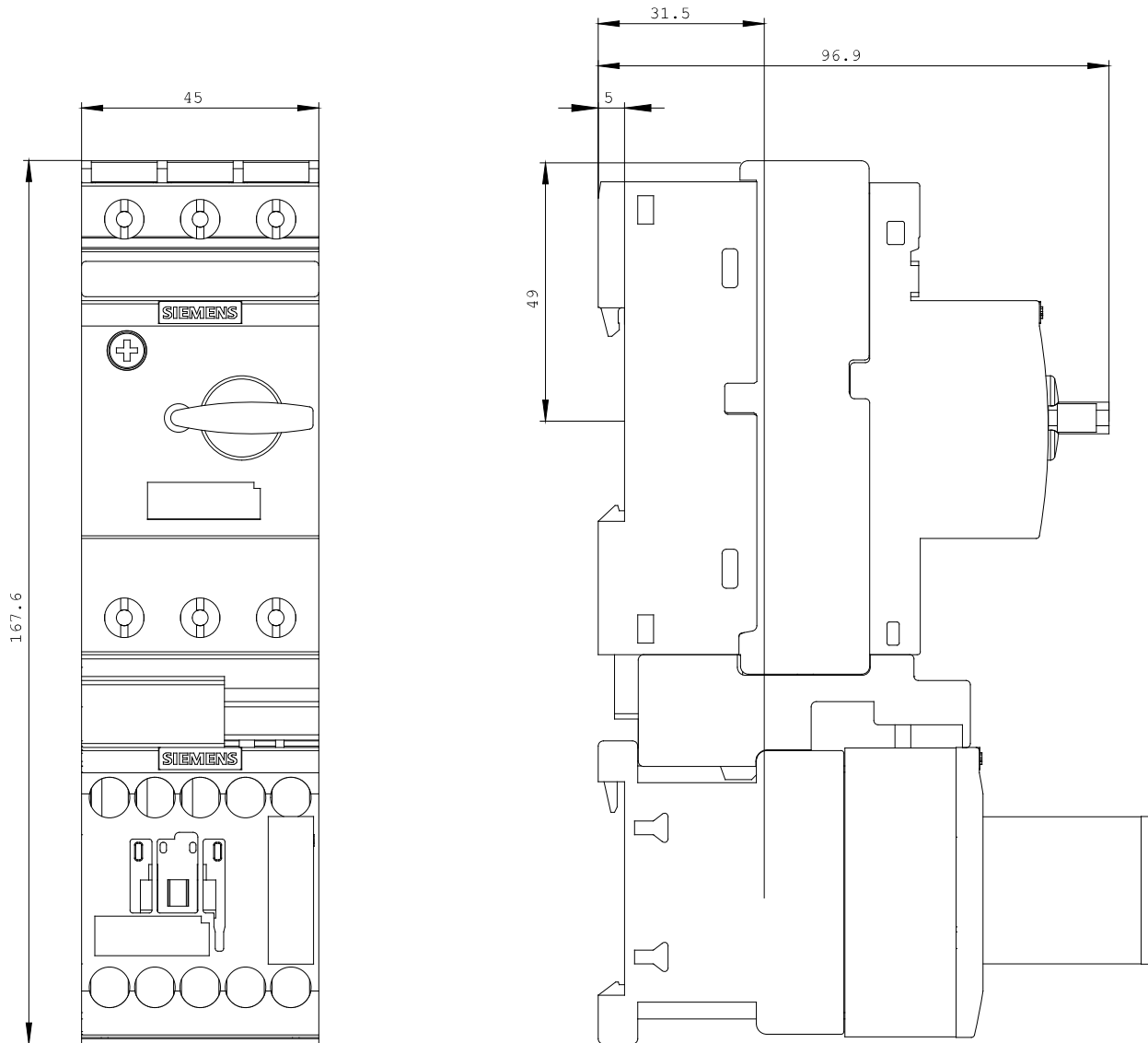
Weitere Informationen:

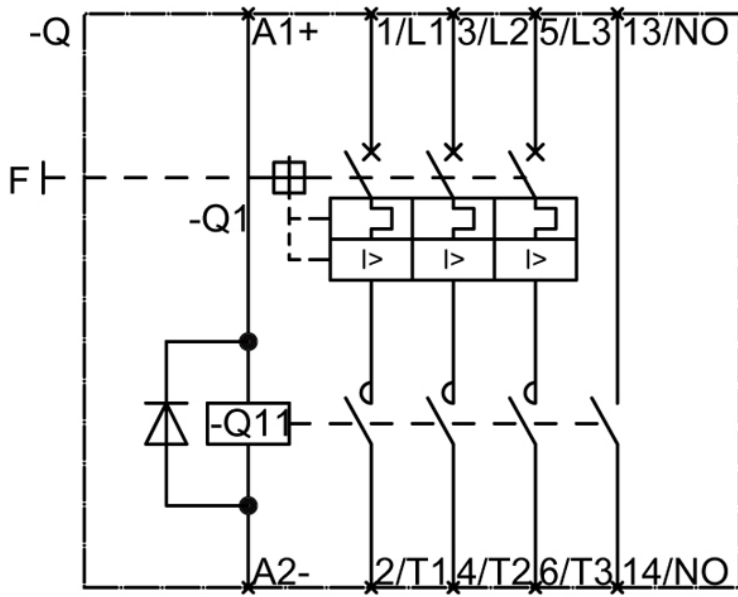
Information- and Downloadcenter (Kataloge, Broschüren,...)

<http://www.siemens.de/industrial-controls/catalogs>

Industry Mall (Online-Bestellsystem)

<http://www.siemens.de/industrial-controls/mall>





letzte Änderung:

Aug 4, 2014