



LOAD FEEDER FUSELESS REVERSING OPERATION,
AC 400V, SZ. S00,
1.4 ... 2A 24 V DC SCREW CONNECTION FOR
MOUNTING ON STANDARD RAIL,
TYPE OF COORDINATION 2, IQ = 150KA ALSO FULFILLS
TYPE OF COORDINATION 1) 1NC (CONTACTOR)
2NO+2NC PLUGGED ONTO CONTACTOR 1NO+1NC
(CIRCUIT BREAKER, TRANSVERSE)

Allgemeine technische Daten:

product brand name		SIRIUS
Product designation		non-fused load feeders 3RA2
Size of the load feeder		S00
Number of poles / for main current circuit		3
Installation altitude / at a height over sea level / maximum	m	2,000
Product function		
• short circuit protection		Yes
• overload protection		Yes
• phase disturbance recognition		Yes
Product component		
• trip indicator		No
• auxiliary switch		Yes
Product extension / auxiliary switch		Yes
Design of display / for switching status		Switch setting
Insulation voltage / with degree of pollution 3 / rated value	V	690
Impulse voltage resistance / rated value	kV	6
Protection class IP		
• on the front		IP20
Protection against electrical shock		finger-safe

Shock resistance / according to IEC 60068-2-27		6g / 11 ms
maximum permissible voltage for safe isolation in networks with non-grounded star point		
Ambient temperature	°C	
• during transport		-50 ... +80
• during storage		-50 ... 80
• during operating		-20 ... 60
Manufacturer article number		
• of the circuit-breakers included in the scope of supply		3RV2011-1BA15
• of the contactor included in the scope of supply		3RT2016-1BB44
• of the RS applied assembly kit		
• of the link module included in the scope of supply		3RA1921-1DA00
• of the busbar adapter included in the scope of supply		
• of the RH applied assembly kit		

Hauptstromkreis:

Operating current / rated value	A	16
Mechanical operating cycles as operating time / of the auxiliary contacts / typical		30,000,000
Derating factor for rated value of the operational current		
Operating voltage / rated value	V	690
Voltage type / for main circuit		AC
Frequency		-
Service power / at AC-3	W	
• at 400 V / rated value		750
• at 500 V rated value		750
• at 690 V rated value		1,100
Operating current / at AC-3 / at 400 V / rated value	A	1.9
Type of assignment		2

Steuerstromkreis/ Ansteuerung:

Voltage type / for auxiliary and control circuit		DC
Holding power / of the solenoid / for DC	W	4

Hilfsstromkreis:

Design of the auxiliary switch		transverse
Number of NC contacts / for auxiliary contacts		3
Number of NO contacts / for auxiliary contacts		3
Number of changeover contacts / for auxiliary contacts		0

Schutz-/Überwachungsfunktion:

Design of the overload circuit breaker		thermal (bimetallic)
---	--	----------------------

Trip class		CLASS 10
Adjustable response current / of the current-dependent overload release	A	1.4 ... 2
Design of the short-circuit trip		magnetic
Conditional short-circuit current (I_q) <ul style="list-style-type: none"> • at 400 V / according to IEC 60947-4-1 / rated value • at 690 V according to IEC 60947-4-1 rated value 	A	153,000 -
Varification of suitability / ATEX		Yes

Sicherheitsrelevante Kenngrößen:

Proportion of dangerous failures <ul style="list-style-type: none"> • with high demand rate / according to SN 31920 	%	73
B10 value / with high demand rate / according to SN 31920		1,000,000

Einbau/ Befestigung/ Abmessungen:

Mounting type		screw and snap-on mounting onto 35 mm standard mounting rail
mounting position		vertical
Depth	mm	116
Height	mm	170
Width	mm	90
Distance, to be maintained, to the ranks assembly <ul style="list-style-type: none"> • upwards • forwards • sideways • backwards • downwards 	mm	20 0 0 0 30

Anschlüsse/ Klemmen:




Arrangement of electrical connectors / for main current circuit		from the top
Design of the electrical connection <ul style="list-style-type: none"> • for main current circuit • for auxiliary and control current circuit 		screw-type terminals screw-type terminals
Type of the connectable conductor cross-section for main contacts <ul style="list-style-type: none"> • solid or multi-stranded • finely stranded • with conductor end processing 		2x (0,75 ... 2,5 mm ²), 2x 4 mm ² 2x (0.5 ... 2.5 mm ²)
Type of connectable conductor cross-sections for auxiliary contacts <ul style="list-style-type: none"> • solid or multi-stranded • finely stranded 		2x (0,5 ... 1,5 mm ²), 2x (0,75 ... 2,5 mm ²)

• with conductor end processing		2x (0.5 ... 1.5 mm ²), 2x (0.75 ... 2.5 mm ²)
Type of the connectable conductor cross-section / for AWG conductors		
• for main contacts		2x (18 ... 14), 2x 12
• for auxiliary contacts		2x (20 ... 16), 2x (18 ... 14)
Tightening torque / for main contacts		
• with screw-type terminals	N·m	0.8 ... 1.2
Design of the thread of the connection screw for main contacts		
M3	M3	
Tightening torque / for auxiliary contacts		
• with screw-type terminals	N·m	0.8 ... 1.2
Design of the thread of the connection screw of the auxiliary and control pins		
M3	M3	
Dimension de la tête de tournevis		Pozidriv 2

UL/CSA Bemessungsdaten:

yielded mechanical performance [hp] / for three-phase squirrel cage motors		
• at 460/480 V rated value		0.75
• at 575/600 V rated value		1
Full-load current (FLA) / for 3-phase motor		
• at 480 V / rated value	A	2

Approbationen/ Zertifikate:

General Product Approval	For use in hazardous locations	Declaration of Conformity	other
			other Environmental Confirmations

Weitere Informationen:

Information- and Downloadcenter (Kataloge, Broschüren,...)

<http://www.siemens.de/industrial-controls/catalogs>

Industry Mall (Online-Bestellsystem)

<http://www.siemens.de/industrial-controls/mall>

CAX-Online-Generator

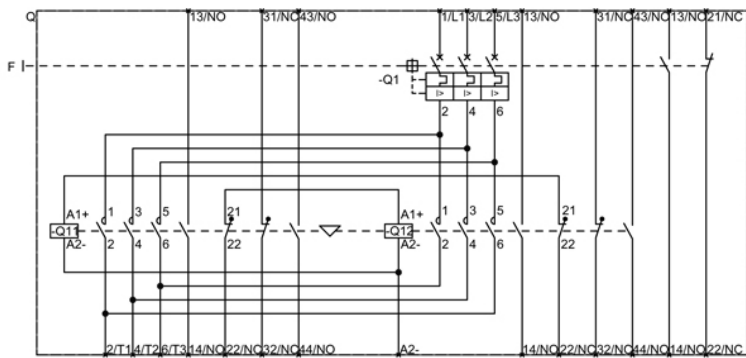
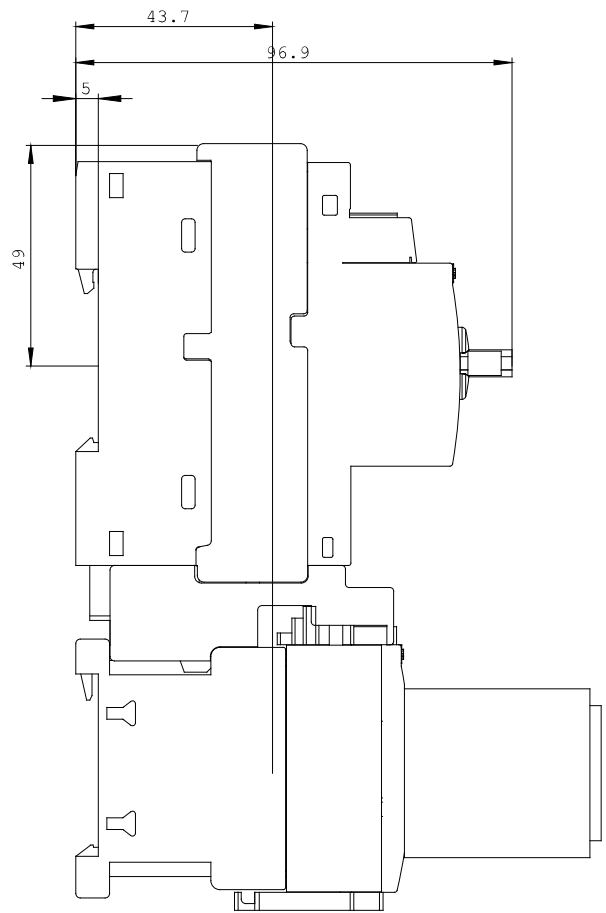
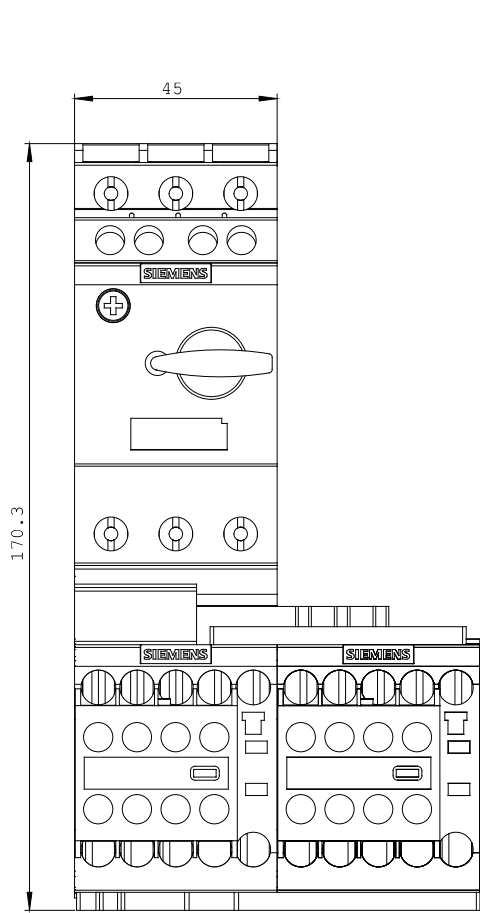
<http://www.siemens.com/cax>

Service&Support (Handbücher, Betriebsanleitungen, Zertifikate, Kennlinien, FAQs,...)

<http://support.automation.siemens.com/WW/view/de/3RA2215-1BA16-5BB4/all>

Bilddatenbank (Produktfotos, 2D-Maßzeichnungen, 3D-Modelle, Geräteschaltpläne, ...)

http://www.automation.siemens.com/bilddb/cax_de.aspx?mlfb=3RA2215-1BA16-5BB4



letzte Änderung:

Jul 28, 2014