



SOLID-STATE TIME-DELAY AUXILIARY SWITCH,  
ON-DELAY RELAY 1 CO CONTACT 24...240V AC/DC TIME  
RANGE 0.05...100S FOR SNAPPING ONTO THE FRONT;  
FOR 3RT2 CONTACTORS SPRING-TYPE TERMINALS  
INTEGRATED VARISTOR FOR DAMPING CONTACTOR  
COILS

General technical data:		
product brand name		SIRIUS
Product designation		auxiliary switch
Design of the product		slow-operating
Protection class IP / on the front		IP20
Protection class IP / of the terminal		IP20
Degree of pollution		3
Insulation voltage / with degree of pollution 3		
• rated value	V	300
Installation altitude / at a height over sea level / maximum	m	2,000
Ambient temperature		
• during storage	°C	-40 ... +85
• during operating	°C	-25 ... +60
• during transport	°C	-40 ... +85
EMC immunity to interference		
• according to IEC 60947-1		ambience A (industrial sector)
EMC emitted interference		
• according to IEC 60947-1		CISPR11, ambience A (industrial sector)
Conductor-bound parasitic coupling BURST		
• according to IEC 61000-4-4		2 kV network connection / 1 kV control connection

<b>Conductor-bound parasitic coupling conductor-earth SURGE</b> • according to IEC 61000-4-5		2 kV
<b>Conductor-bound parasitic coupling conductor-conductor SURGE</b> • according to IEC 61000-4-5		1 kV
<b>Electrostatic discharge</b> • according to IEC 61000-4-2		8 kV
<b>Field-bound parasitic coupling</b> • according to IEC 61000-4-3		10 V/m
<b>Resistance against shock</b>		15g / 11 ms
<b>Resistance against vibration</b>		10 ... 55 Hz / 0.35 mm
<b>Impulse voltage resistance / rated value</b>	kV	4
<b>Reference code</b> • according to DIN 40719 extended according to IEC 204-2 / according to IEC 750 • according to DIN EN 61346-2		K K
<b>Adjustable time</b>	s	0.05 ... 100
<b>Switching function</b> • slow-operating • relapse delayed • with control signal • OFF delay • without control signal / OFF delay • with control signal / pulse-shaping		Yes No No No No
<b>Product component / semi-conductor output</b>		No
<b>Product extension</b> • optional / remote control • strictly required / remote control		No No
<b>Product function</b> • star-delta circuit • at the relay outputs / changeover delayed/without delay		No No

#### Control circuit/ Control:

<b>Design of the surge suppressor</b>		with varistor
<b>Supply voltage / strictly required</b> • auxiliary voltage		No
<b>Voltage type</b> • of control feed voltage		AC/DC
<b>Control supply voltage frequency / 1</b>	Hz	50 ... 60
<b>Control supply voltage / 1</b> • for DC	V	24 ... 240

• at 50 Hz / for AC	V	24 ... 240
• at 60 Hz / for AC	V	24 ... 240
<b>Operating range factor control supply voltage rated value</b>		
• of the solenoid		0.85 ... 1.1

### Auxiliary circuit:

<b>Operating current / of the auxiliary contacts</b>		
• at AC-15 / at 250 V	A	3
• at DC-13		
• at 24 V	A	1
• at 125 V	A	0.2
• at 250 V	A	0.1

### Installation/ mounting/ dimensions:

<b>Mounting type</b>		clip-on
<b>Width</b>	mm	45
<b>Height</b>	mm	38
<b>Depth</b>	mm	74
<b>Distance, to be maintained, to the ranks assembly</b>		
• upwards	mm	0
• downwards	mm	0
• forwards	mm	0
• backwards	mm	0
• sideways	mm	0
<b>Distance, to be maintained, to earthed part</b>		
• upwards	mm	0
• downwards	mm	0
• forwards	mm	0
• backwards	mm	0
• sideways	mm	0
<b>Distance, to be maintained, conductive elements</b>		
• upwards	mm	0
• downwards	mm	0
• forwards	mm	0
• backwards	mm	0
• sideways	mm	0




### Connections/ terminals:

<b>Design of the electrical connection</b>		
• for auxiliary and control current circuit		spring-loaded terminals
<b>Product function</b>		





• removable terminal for auxiliary and control circuit	Yes
<b>Type of the connectable conductor cross-section</b>	
• for auxiliary contacts	0.5 ... 4 mm <sup>2</sup> , 2x (0.5 ... 2.5 mm <sup>2</sup> )
• solid	
• finely stranded	1x (0.5 ... 2.5 mm <sup>2</sup> ), 2x (0.5 ... 1.5 mm <sup>2</sup> )
• with conductor end processing	2x (0.5 ... 1.5 mm <sup>2</sup> )
• without conductor final cutting	
• for AWG conductors / for auxiliary contacts	2x (20 ... 14)

**Certificates/ approvals:**

<b>Verification of suitability</b>	CE / UL / CSA
• EC declaration of conformity	Yes
• CSA-approval	Yes
• UL-registration	Yes

<b>General Product Approval</b>	<b>Test Certificates</b>
 CCC  CSA  EAC  UL	<a href="#">Special Test Certificate</a> <a href="#">Type Test Certificates/Test Report</a>

**Shipping Approval**

 ABS  BUREAU VERITAS  DNV  GL  Lloyd's Register  RMRS
---

**other**

[Declaration of Conformity](#)
[other](#)
[Environmental Confirmations](#)

<b>UL/CSA ratings:</b>	
<b>Contact rating designation / for auxiliary contacts / according to UL</b>	B300 / R300

**Further information:**

**Information- and Downloadcenter (Catalogs, Brochures,...)**  
<http://www.siemens.com/industrial-controls/catalogs>

---

**Industry Mall (Online ordering system)**  
<http://www.siemens.com/industrial-controls/mall>

---

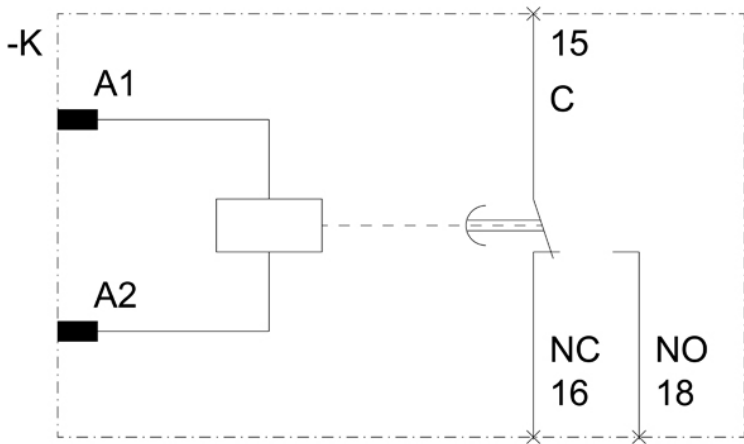
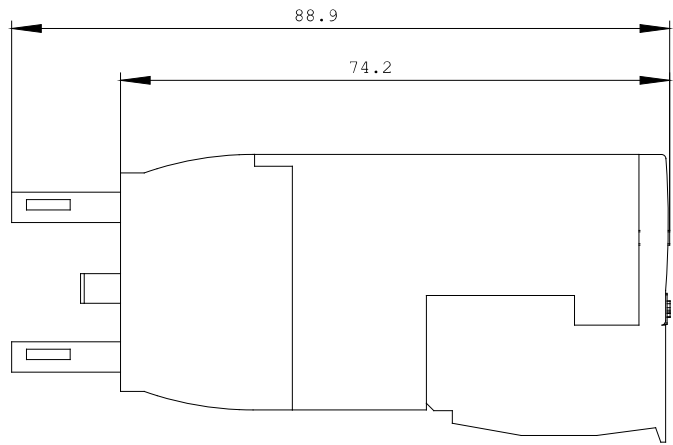
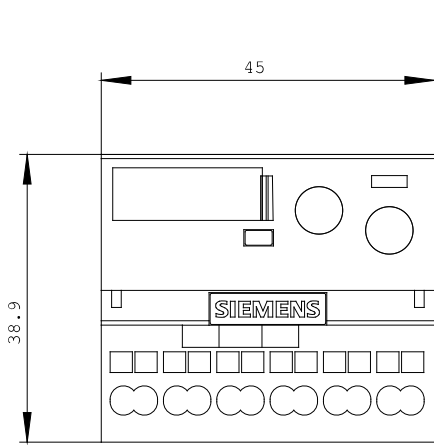
**Cax online generator**  
<http://www.siemens.com/cax>

---

**Service&Support (Manuals, Certificates, Characteristics, FAQs,...)**  
<http://support.automation.siemens.com/WW/view/en/3RA2813-2AW10/all>

---

**Image database (product images, 2D dimension drawings, 3D models, device circuit diagrams, ...)**  
[http://www.automation.siemens.com/bilddb/cax\\_en.aspx?mlfb=3RA2813-2AW10](http://www.automation.siemens.com/bilddb/cax_en.aspx?mlfb=3RA2813-2AW10)



last change:

Jun 16,  
2014