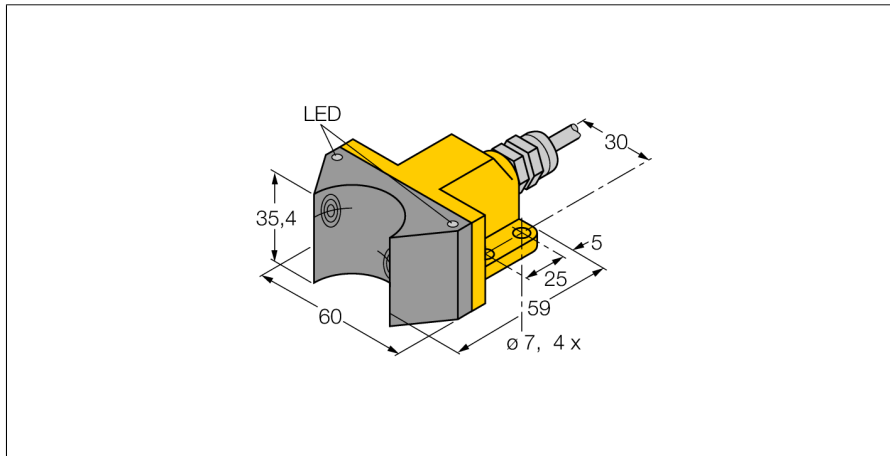
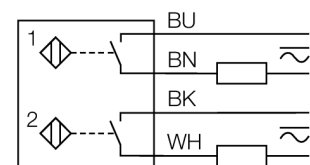


**Inductive
dual sensor for rotary actuators
NI4-DSU35-2ADZ30X2**



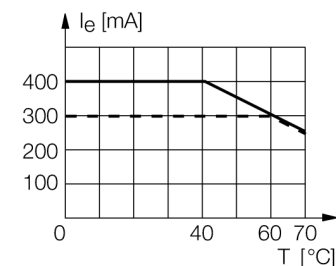
- Rectangular, housing DSU35
- Plastic, PP-GF30-VO
- Two outputs for monitoring the position of rotary actuators
- Mounting on all standard actuators
- AC 4-wire, 20...250 VAC
- 4-wire DC, 10...300 VDC
- 2 x NO contact
- Cable connection

Wiring diagram



Functional principle

Inductive sensors detect metal objects contactless and wear-free. Dual sensors are especially designed for position detection in rotary actuators. They combine the reliability of non-contact inductive sensors with the flexibility of a modular housing system.







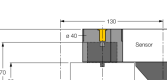
Type code	NI4-DSU35-2ADZ30X2
Ident no.	4290000
Rated operating distance Sn	4 mm
Mounting condition	non-flush
Correction factors	St37 = 1; Al = 0.3; stainless steel = 0.7; Ms = 0.4
Repeatability	≤ 2 % of full scale
Temperature drift	10 %
Hysteresis	3...15 %
Ambient temperature	-25...+70 °C
Operating voltage	20...250 VAC
Operating voltage	10...300VDC
AC rated operational current	≤ 400 mA
DC rated operational current	≤ 300 mA
Frequency	≥ 50...≤ 60 Hz
Residual current	≤ 1.7 mA
Rated insulation voltage	≤ 1.5 kV
Surge current	≤ 3 A (≤ 20 ms max. 5 Hz)
Short-circuit protection	yes/ latching
Voltage drop at I_e	≤ 6 V
Wire breakage / Reverse polarity protection	yes/ complete
Output function	4-wire, 2x NO
Smallest operating current I_m	≤ 3 mA
Switching frequency	0.02 kHz
Design	dual sensor for valve monitoring, DSU35
Dimensions	59 x 60 x 35 mm
Housing material	plastic, PP, yellow
Material active area	Plastic, PP, Black
Connection	cable
Cable quality	5.2 mm, LiYY, PVC, 2 m
Cable cross section	4 x 0.5 mm ²
Vibration resistance	55 Hz (1 mm)
Shock resistance	30 g (11 ms)
Protection class	IP67
MTTF	2283 years acc. to SN 29500 (Ed. 99) 40 °C
Switching state	LED yellow / red

**Inductive
dual sensor for rotary actuators
NI4-DSU35-2ADZ30X2**

TURCK


Industrial
Automation

Accessories

Type code	Ident no.	Description	Dimension drawing
BTS-DSU35-EB1	6900225	Actuation kit (puck) for dual sensors; end position damped; hole pattern on flange surface 80 x 30 mm and 130 x 30 mm; connection shaft (shaft extension) height 20 mm / Ø max. 30 mm	
BTS-DSU35-Z01	6900229	Mounting kit dual sensors, for larger rotary actuators: Spacer plate and snap ring max. Ø 65 mm; hole pattern on flange surface 30 x 80 mm (30 x 130 mm); connection shaft (shaft extension) height 30 mm / Ø max. 30 mm	
BTS-DSU35-Z02	6900230	Mounting kit dual sensors, for larger rotary actuators: Ø disc and snap ring max. 65 mm; hole pattern on flange surface 30 x 80 mm (30 x 130 mm); connection shaft (shaft extension) height 20 (30) mm / Ø max. 40 mm	
BTS-DSU35-Z03	6900231	Mounting kit dual sensors, for larger rotary actuators: Ø disc and snap ring max.110 mm; hole pattern on flange surface 30 x 130 mm; connection shaft (shaft extension) height 30 mm / Ø max. 70 mm	
BTS-DSU35-Z07	6900403	Mounting kit dual sensors, for larger rotary actuators: Ø disc and snap ring max.110 mm; hole pattern on flange surface 30 x 130 mm; connection shaft (shaft extension) height 50 mm / Ø max. 75 mm	

**Inductive
dual sensor for rotary actuators
NI4-DSU35-2ADZ30X2**

Accessories

Type code	Ident no.	Description	Dimension drawing
BTS-DSU35-EBE3	6901070	Actuation kit (puck) for dual sensors; end position damped; "open" and "closed" switchpoint adjustable; hole pattern on flange surface 80 x 30 mm and 130 x 30 mm; connection shaft (shaft extension) height 20 / Ø max. 30 mm	
BTS-DSU35-EU2	6900455	Actuation kit (puck) for dual sensors; end position undamped for clockwise and counter-clockwise drives; hole pattern on flange surface 80 x 30 mm and 130 x 30 mm; connection shaft (shaft stud) height 20 (30) mm / Ø max. 30 mm	