Inductive
dual sensor for rotary actuators
NI4-DSU26-2ADZ30X2

Industrial Automation

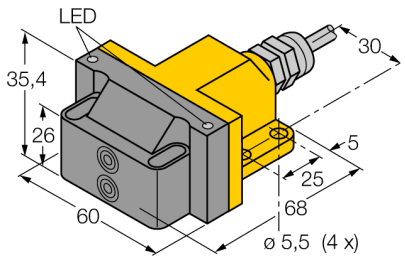

- **Rectangular, housing DSU26**
- **Plastic, PP-GF30-VO**
- **Two outputs for monitoring the position of rotary actuators**
- **Mounting on all standard actuators**
- **AC 4-wire, 20…250 VAC**
- **4-wire DC, 10…300 VDC**
- **2 x NO contact**
- **Cable connection**

Wiring diagram

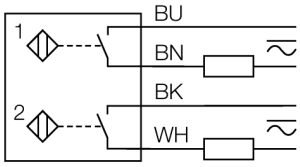

Type code	NI4-DSU26-2ADZ30X2
Ident no.	4290005
Rated operating distance Sn	4 mm
Mounting condition	non-flush
Correction factors	St37 = 1; Al = 0.3; stainless steel = 0.7; Ms = 0.4
Repeatability	≤ 2 % of full scale
Temperature drift	10 %
Hysteresis	3…15 %
Ambient temperature	-25…+70 °C
Operating voltage	20…250 VAC
Operating voltage	10…300VDC
AC rated operational current	≤ 400 mA
DC rated operational current	≤ 300 mA
Frequency	≥ 50…≤ 60 Hz
Residual current	≤ 1.7 mA
Rated insulation voltage	≤ 1.5 kV
Surge current	≤ 3 A (≤ 20 ms max. 5 Hz)
Short-circuit protection	yes/ latching
Voltage drop at I_e	≤ 6 V
Wire breakage / Reverse polarity protection	yes/ complete
Output function	4-wire, 2x NO
Smallest operating current I_m	≤ 3 mA
Switching frequency	0.02 kHz
Design	dual sensor for valve monitoring, DSU26
Dimensions	68 x 60 x 35.4 mm
Housing material	plastic, PP, yellow
Material active area	Plastic, PP, Black
Connection	cable
Cable quality	5.2 mm, LifYY, PVC, 2 m
Cable cross section	4 x 0.5 mm^2
Vibration resistance	55 Hz (1 mm)
Shock resistance	30 g (11 ms)
Protection class	IP67
MTTF	2283 years acc. to SN 29500 (Ed. 99) 40 °C
Switching state	LED yellow / red

Functional principle

Inductive sensors detect metal objects contactless and wear-free. Dual sensors are especially designed for position detection in rotary actuators. They combine the reliability of non-contact inductive sensors with the flexibility of a modular housing system.

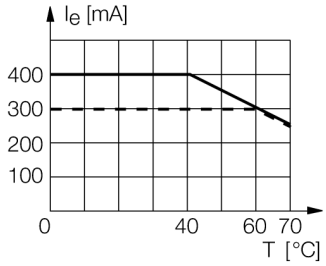

Edition • 2014-04-12T05:00:55+02:00

Hans Turck GmbH & Co.KG • D-45472 Mülheim an der Ruhr • Witzlebenstraße 7 • Tel. 0208 4952-0 • Fax 0208 4952-264 • more@turck.com • www.turck.com

Industrial Automation

Accessories

Type code	Ident no.	Description	Dimension drawing
BTS-DSC26-EB1	6900222	Actuation kit (puck) for dual sensors; end position damped; hole pattern on flange surface 80 x 30 mm and 130 x 30mm; connection shaft (shaft extension) height 20 mm / Ø max. 35 mm	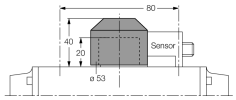
BTS-DSC26-EB2	6900223	Actuation kit (puck) for dual sensors; end position damped; hole pattern on flange surface 80 x 30 mm and 130 x 30mm; connection shaft (shaft extension) height 30 mm / Ø max. 50 mm	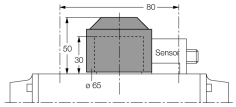
BTS-DSC26-EB3	6900224	Actuation kit (puck) for dual sensors; end position damped; hole pattern on flange surface 30 x 130 mm; connection shaft (shaft extension) height 30 mm / Ø max. 85 mm	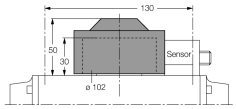

Edition • 2014-04-12T05:00:55+02:00

 Hans Turck GmbH & Co.KG • D-45472 Mülheim an der Ruhr • Witzlebenstraße 7 • Tel. 0208 4952-0 • Fax 0208 4952-264 • more@turck.com • www.turck.com