



OVERLOAD RELAY 3...12 A FOR MOTOR PROTECTION
 SIZE S00,
 CLASS 20 FOR MOUNTING ONTO CONT. MAIN CIRCUIT:
 SCREW CONNECTION AUX. CIRCUIT: SCREW
 CONNECTION MANUAL-AUTOMATIC-RESET

General technical data:

product brand name		SIRIUS
Product designation		solid-state overload relay
Size of overload relay		S00
Number of poles / for main current circuit		3
Product function / removable terminal for auxiliary and control circuit		Yes
Impulse voltage resistance / rated value	kV	6
Protection class IP		IP20
Protection class IP / on the front		IP20
Protection against electrical shock		finger-safe
Installation altitude / at a height over sea level / maximum	m	2,000
Resistance against shock		15g / 11 ms
Ambient temperature		
• during transport	°C	-40 ... +80
• during storage	°C	-40 ... +80
• during operating	°C	-25 ... +60
Relative humidity / during operating phase / maximum	%	100
Electrostatic discharge / according to IEC 61000-4-2		6 kV contact discharge / 8 kV air discharge
Field-bound parasitic coupling / according to IEC 61000-4-3		10 V/m

Conductor-bound parasitic coupling BURST / according to IEC 61000-4-4		2 kV (power ports), 1 kV (signal ports) corresponds to degree of severity 3
Conductor-bound parasitic coupling conductor-earth SURGE / according to IEC 61000-4-5		2 kV (line to earth) corresponds to degree of severity 3
Conductor-bound parasitic coupling conductor-conductor SURGE / according to IEC 61000-4-5		1 kV (line to line) corresponds to degree of severity 3
Type of protection		PTB 06 ATEX 3001 Ex II (2) GD
Active power loss / total / typical	W	0.05
Size of the contactor / can be combined / company-specific		S00

Main circuit:

Operating current / of the fuse link / rated value	A	20
Type of assignment		2

Auxiliary circuit:

Number of NC contacts / for auxiliary contacts		1
Number of NO contacts / for auxiliary contacts		1
Number of changeover contacts / for auxiliary contacts		0
Design of the fuse link / for short-circuit protection of the auxiliary switch / required		fuse gL/gG: 6 A
Operating current / of the auxiliary contacts		
<ul style="list-style-type: none"> • at AC-15 <ul style="list-style-type: none"> • at 24 V • at 110 V • at 120 V • at 125 V • at 230 V • at DC-13 <ul style="list-style-type: none"> • at 24 V • at 60 V • at 110 V • at 125 V • at 220 V 	A	4
	A	4
	A	4
	A	4
	A	3
	A	2
	A	0.55
	A	0.3
	A	0.3
	A	0.11

Protective and monitoring functions:

Trip class		CLASS 20
Adjustable response current / of the current-dependent overload release	A	3 ... 12

Installation/ mounting/ dimensions:











Mounting type		direct mounting
mounting position		any
Depth	mm	73

Height	mm	64
Width	mm	45

Connections/ terminals:

Design of the electrical connection		
<ul style="list-style-type: none"> • for main current circuit • for auxiliary and control current circuit 		screw-type terminals screw-type terminals
Type of the connectable conductor cross-section		
<ul style="list-style-type: none"> • for main contacts <ul style="list-style-type: none"> • solid • finely stranded <ul style="list-style-type: none"> • with conductor end processing • for AWG conductors / for main contacts • for auxiliary contacts <ul style="list-style-type: none"> • solid • finely stranded <ul style="list-style-type: none"> • with conductor end processing • for AWG conductors / for auxiliary contacts 		2x (0.5 ... 1.5 mm ²), 2x (0.75 ... 2.5 mm ²) 2x (0.5 ... 1.5 mm ²), 2x (0.75 ... 2.5 mm ²) 2x (18 ... 14) 0.5 ... 4 mm ² , 2x (0.5 ... 2.5 mm ²) 0.5 ... 2.5 mm ² , 2x (0.5 ... 1.5 mm ²) 2x (20 ... 14)

Certificates/ approvals:

General Product Approval	EMC	For use in hazardous locations	Test Certificates
 CCC  CSA  UL	 C-TICK	 ATEX	Type Test Certificates/Test Report
Shipping Approval			
 ABS  DNV  GL	 LRS	 RINA	
other			
Declaration of Conformity	other	Environmental Confirmations	

Further information:

Information- and Downloadcenter (Catalogs, Brochures,...)

<http://www.siemens.com/industrial-controls/catalogs>

Industry Mall (Online ordering system)

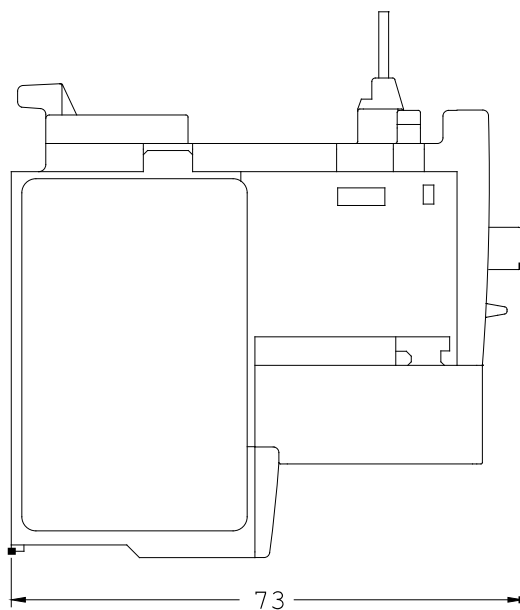
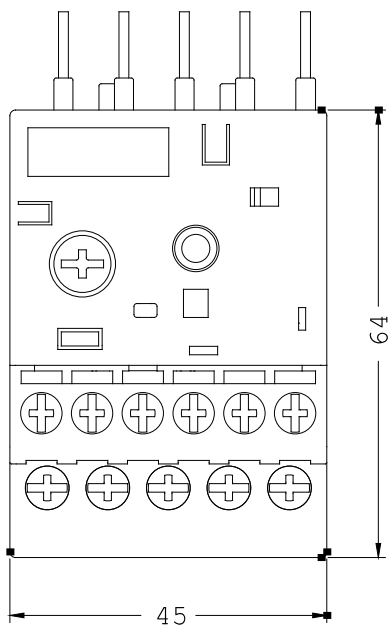
<http://www.siemens.com/industrial-controls/mall>

Cax online generator

<http://www.siemens.com/cax>

Service&Support (Manuals, Certificates, Characteristics, FAQs,...)

<http://support.automation.siemens.com/WW/view/en/3RB2016-2SB0/all>



last change:

Jun 16, 2014