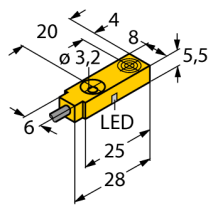


Inductive sensor NI3,5-Q5,5-AN6X

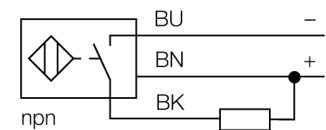
TURCK

Industrial
Automation



- Rectangular, height 5.5 mm
- Active face on top
- Plastic, PP
- 3-wire DC, 10...30 VDC
- NO contact, NPN output
- Cable connection

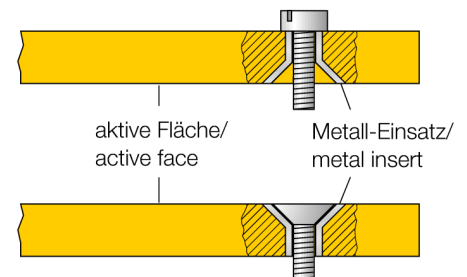
Wiring diagram



Functional principle

Inductive sensors detect metal objects contactless and wear-free. For this, they use a high-frequency electromagnetic AC field that interacts with the target. Inductive sensors generate this field via an RLC circuit with a ferrite coil.

We offer special versions for temperatures of -60 °C up to +250 °C.



Type code	NI3,5-Q5,5-AN6X
Ident no.	4613610
Rated operating distance Sn	3.5 mm
Mounting condition	non-flush
Assured sensing range	≤ (0,81 x Sn) mm
Correction factors	St37 = 1; Al = 0.3; stainless steel = 0.7; Ms = 0.4
Repeatability	≤ 2 % of full scale
Temperature drift	10 %
Hysteresis	3...15 %
Ambient temperature	-25...+70 °C
Operating voltage	10...30VDC
Residual ripple	≤ 10 % U _{ss}
DC rated operational current	≤ 150 mA
No-load current I ₀	≤ 15 mA
Residual current	≤ 0.1 mA
Rated insulation voltage	≤ 0.5 kV
Short-circuit protection	yes/ cyclic
Voltage drop at I _N	≤ 1.8 V
Wire breakage / Reverse polarity protection	yes/ complete
Output function	3-wire, NO contact, NPN
Switching frequency	2 kHz
Design	rectangular, Q5.5
Dimensions	28 x 8 x 5.5 mm
Housing material	plastic, PP
Tightening torque fixing screw	0.5 Nm
Connection	cable
Cable quality	3 mm, grey, Lif9Y-11Y, PUR, 2 m Suited for E-ChainSystems® acc. to manufacturers declaration H1063M
Cable cross section	3 x 0.14 mm ²
Vibration resistance	55 Hz (1 mm)
Shock resistance	30 g (11 ms)
Protection class	IP67
MTTF	2283 years acc. to SN 29500 (Ed. 99) 40 °C
Switching state	LED yellow

Inductive sensor NI3,5-Q5,5-AN6X

TURCK

Industrial
Automation

Distance W	3 x Sn
Distance S	1.5 x B
Distance G	6 x Sn
Distance N	2 x Sn
Distance A	1 x Sn
Distance C	2 x Sn

Width of the active face B	8 mm
----------------------------	------

