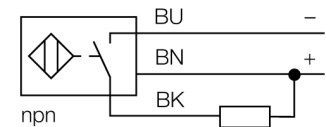


- Rectangular, height 12 mm
- Active face, lateral
- Plastic, PBT-GF30-V0
- Factor 1 for all metals
- Increased switching distance
- Protection class IP68
- Resistant to magnetic fields
- Mountable on metal
- 3-wire DC, 10...30 VDC
- NO contact, NPN output
- Cable connection

Wiring diagram




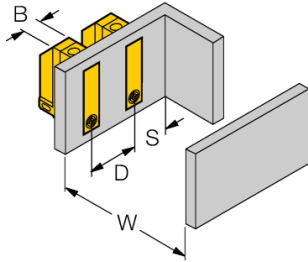
Functional principle

Inductive sensors detect metal objects contactless and wear-free. Due to the patented multi-coil system, *uprox*®+ sensors have distinct advantages over conventional sensors. They excel in largest switching distances, maximum flexibility and operational reliability as well as efficient standardization.

Type code	BI5U-Q12-AN6X2
Ident no.	1635523
Rated operating distance Sn	5 mm
Mounting condition	flush
Assured sensing range	≤ (0,81 x Sn) mm
Repeatability	≤ 2 % of full scale
Temperature drift	10 %
Hysteresis	3...15 %
Ambient temperature	-25...+70 °C
Operating voltage	10...30VDC
Residual ripple	≤ 10 % U _s
DC rated operational current	≤ 200 mA
No-load current I ₀	≤ 15 mA
Residual current	≤ 0.1 mA
Rated insulation voltage	≤ 0.5 kV
Short-circuit protection	yes/ cyclic
Voltage drop at I ₀	≤ 1.8 V
Wire breakage / Reverse polarity protection	yes/ complete
Output function	3-wire, NO contact, NPN
Switching frequency	1 kHz
Design	rectangular, Q12
Dimensions	40 x 26 x 12 mm
Housing material	plastic, PA
Connection	cable
Cable quality	4 mm, LifYY-11Y, PUR, 2 m
Cable cross section	3 x 0.25 mm ²
Vibration resistance	55 Hz (1 mm)
Shock resistance	30 g (11 ms)
Protection class	IP68
MTTF	874 years acc. to SN 29500 (Ed. 99) 40 °C
Power-on indication	LED green
Switching state	LED yellow

Distance D	48 mm
Distance W	25 mm
Distance S	12 mm
Distance G	50 mm

Width of the active face B	12 mm
-----------------------------------	-------



Sensors can be mounted directly side by side if a sensor with offset oscillation frequency Bi5U-Q12.../F2 is used.

