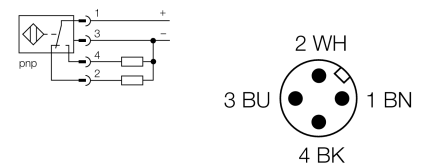


- Rectangular, height 42.5 mm
- Active face in front
- Plastic, PA12-GF30
- Factor 1 for all metals
- Resistant to magnetic fields
- Auto-compensation protects against pre-attenuation
- Partially embeddable
- Extended temperature range
- High protection class IP69K, for harsh environments
- Protection against all common acid and alkaline cleaning agents
- Laser engraved label, permanently legible
- For the food industry
- 4-wire DC, 10...30 VDC
- Changeover contact, PNP output
- M12 x 1, stainless steel connector

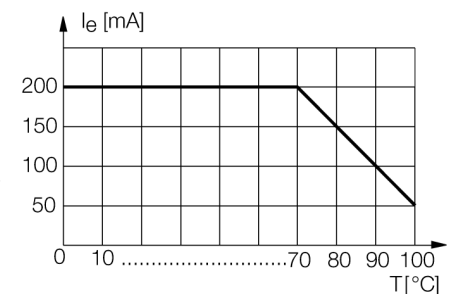
Type code	Ni50U-Q42FWD-VP6X-H1141
Ident no.	1538305
Rated operating distance Sn	50 mm
Mounting condition	non-flush, partially embeddable
Assured sensing range	≤ (0,81 x Sn) mm
Repeatability	≤ 2 % of full scale
Temperature drift	10 %
	≤ ± 20 %, ≤ -25 °C v ≥ +70 °C
Hysteresis	3...15 %
Ambient temperature	-40...+100 °C
Operating voltage	10...30VDC
Residual ripple	≤ 10 % U _{ss}
DC rated operational current	≤ 200 mA
No-load current I ₀	≤ 15 mA
Residual current	≤ 0.1 mA
Rated insulation voltage	≤ 0.5 kV
Short-circuit protection	yes/ cyclic
Voltage drop at I _e	≤ 1.8 V
Wire breakage / Reverse polarity protection	yes/ complete
Output function	4-wire, changover contact, PNP
Switching frequency	0.25 kHz
Design	rectangular, Q42
Dimensions	68 x 42.5 x 42.5 mm
Housing material	plastic, PA
Connection	male, M12 x 1
Vibration resistance	55 Hz (1 mm)
Shock resistance	30 g (11 ms)
Protection class	IP68 / IP69K
MTTF	874 years acc. to SN 29500 (Ed. 99) 40 °C
Switching state	LED yellow

Wiring diagram

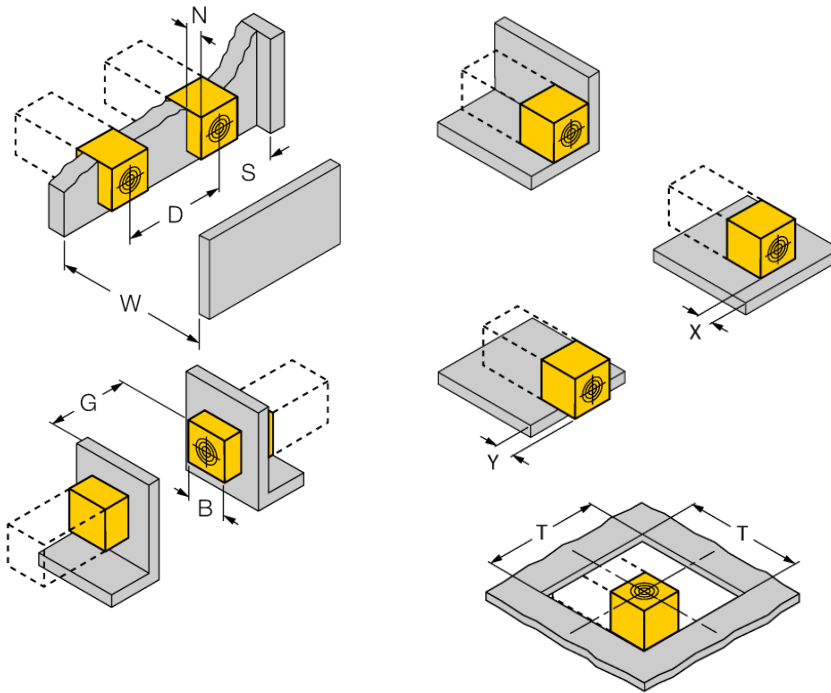


Functional principle

The inductive sensors for the food industry are absolutely tight and resistant to cleaning agents and disinfectants. The stainless steel connector and the proven housing materials ensure durability and ruggedness.



Distance D	6 x B
Distance W	3 x Sn
Distance S	1.5 x B
Distance G	6 x Sn
<hr/>	
Width of the active face B	42 mm



up to 2-side flush mounting possible
 1-side flush mounting: Sr = 30 mm; D = 240 mm
 2-side flush mounting: Sr = 25 mm; D = 240 mm

Recessed mounting in metal:

- x = 10 mm: Sr = 20 mm
- x = 20 mm: Sr = 20 mm
- x = 30 mm: Sr = 20 mm
- x = 40 mm: Sr = 20 mm

Protruded mounting:

- y = 10 mm: Sr = 40 mm
- y = 20 mm: Sr = 50 mm
- y = 30 mm: Sr = 50 mm
- y = 40 mm: Sr = 50 mm

Mounting position in aperture plate:

T = 150 mm

The values stated relate to a 1 mm thick steel plate.

Wiring accessories

Type code	Ident no.	Description	Dimension drawing
RKC4.4T-2/TEL	6625013	Connection cable, female M12, straight, 4-pin, cable length: 2 m, sheath material: PVC, black; cULus approval; other cable lengths and qualities available, see www.turck.com	