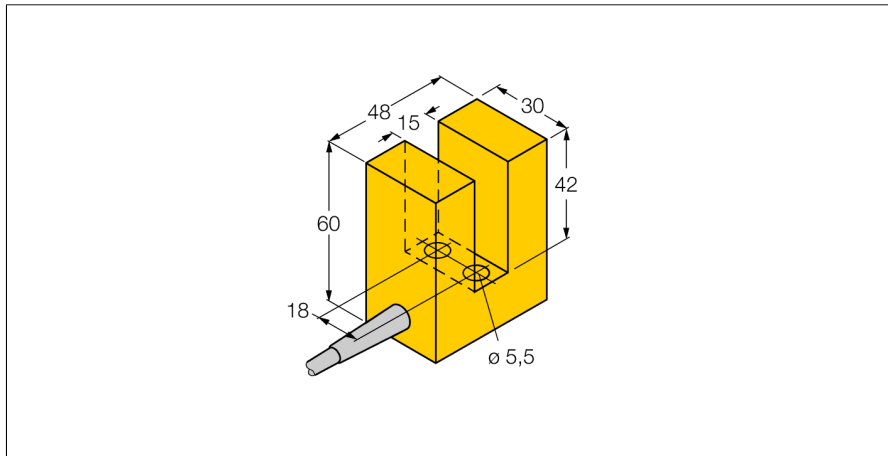


**Inductive sensor
slot-type
SI15-K30-RZ3**

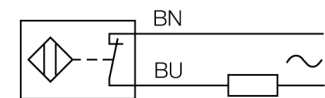
TURCK

Industrial
Automation



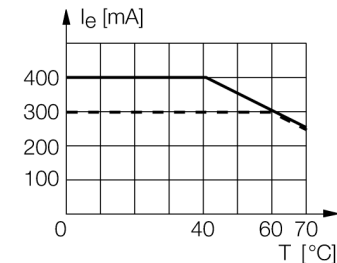
- Slot sensor, height 30 mm
- Plastic, PBT-GF30-V0
- AC 2-wire, 20...250 VAC
- 2-wire DC, 10...300 VDC
- NC contact
- Cable connection

Wiring diagram



Functional principle

Inductive sensors detect metal objects contactless and wear-free. For this purpose they use a high-frequency electromagnetic AC field that interacts with the target. The sensors hosting a ferrite core coil generate the AC field through an LC resonant circuit.



Type code	SI15-K30-RZ3
Ident no.	13169
Slot width	15 mm
Repeatability	≤ 2 % of full scale
Temperature drift	10 %
Hysteresis	3...15 %
Ambient temperature	-25...+70 °C
Operating voltage	20...250 VAC
Operating voltage	10...300VDC
AC rated operational current	≤ 400 mA
DC rated operational current	≤ 300 mA
Frequency	≥ 50...≤ 60 Hz
Residual current	≤ 1.7 mA
Rated insulation voltage	≤ 1.5 kV
Surge current	≤ 8 A (≤ 10 ms max. 5 Hz)
Voltage drop at I _e	≤ 6 V
Output function	2-wire, NC contact
Smallest operating current I _m	≤ 3 mA
Switching frequency	0.02 kHz
Design	slot sensor, K30
Dimensions	48 x 60 x 30 mm
Housing material	plastic, PBT
Material active area	Plastic, PBT
Connection	cable
Cable quality	5.2 mm, LiYY, PVC, 2 m
Cable cross section	2 x 0.34 mm ²
Vibration resistance	55 Hz (1 mm)
Shock resistance	30 g (11 ms)
Protection class	IP67
MTTF	2283 years acc. to SN 29500 (Ed. 99) 40 °C

**Inductive sensor
slot-type
SI15-K30-RZ3**

Distance D	5 mm
Distance T	10 mm
Distance S	5 mm
Distance G	5 mm
Distance A	30 mm
Distance C	30 mm

