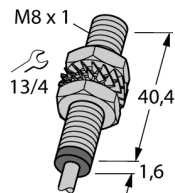


Inductive sensor with analog output BI1,5-EG08-LU

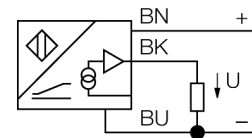
TURCK

Industrial
Automation



- Threaded barrel, M8 x 1
- Stainless steel, 1.4427 SO
- 3-wire, 15...30 VDC
- Analog output
- 0...10 V
- Cable connection

Wiring diagram



Functional principle

Inductive TURCK sensors with analog output accomplish simple control tasks. They provide a current, voltage or frequency signal proportional to the target's distance. The output signal is linear to the distance of the target over the entire sensing range.

Type code	BI1,5-EG08-LU
Ident no.	1533003
Measuring range [A...B]	0.25...1.25mm
Mounting condition	flush
Correction factors	St37 = 1; Al = 0.3; stainless steel = 0.7; Ms = 0.4
Repeatability	≤ 1 % of measuring range A - B
	≤ 0.5 %, after warm-up 0.5 h
Reproducibility	≤ 10 μm
	≤ 5 μm, after a warm-up time of 0.5 h
Linearity deviation	≤ 3 %
Temperature drift	≤ ± 0.06 % / K
Ambient temperature	-25...+70 °C
Operating voltage	15...30VDC
Residual ripple	≤ 10 % U _{ss}
No-load current I ₀	≤ 8 mA
Rated insulation voltage	≤ 0.5 kV
Short-circuit protection	yes
Wire breakage / Reverse polarity protection	yes/ complete
Output function	3-wire, analog output
Voltage output	0...10V
Load resistance voltage output	≥ 4.7 kΩ
Measuring sequence frequency	200 Hz
Design	threaded barrel, M8 x 1
Dimensions	42 mm
Housing material	stainless steel, 1.4427 SO
Material active area	Plastic, PA
End cap	Plastic, PP
Max. tightening torque housing nut	10 Nm
Connection	cable
Cable quality	4 mm, LifY-11Y, PUR, 2 m
Cable cross section	3 x 0.25 mm ²
Vibration resistance	55 Hz (1 mm)
Shock resistance	30 g (11 ms)
Protection class	IP67
MTTF	751 years acc. to SN 29500 (Ed. 99) 40 °C

**Inductive sensor
with analog output
BI1,5-EG08-LU**

Distance D	16 mm
Distance W	4.5 mm
Distance T	3 x B
Distance S	12 mm
Distance G	9 mm

Diameter of the active area B \varnothing 8 mm




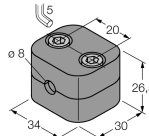


**Inductive sensor
with analog output
BI1,5-EG08-LU**

TURCK

Industrial
Automation

Accessories

Type code	Ident no.	Description	Dimension drawing
QM-08	6945100	Quick-mount bracket with dead-stop, chrome-plated brass, male thread M12 x 1. Note: The switching distance of proximity switches may be reduced through the use of quick-mount brackets.	
BST-08B	6947210	Fixing clamp for threaded barrel devices, with dead-stop; material: PA6	
MW-08	6945008	Mounting bracket for threaded barrel devices; material: Stainless steel A2 1.4301 (AISI 304)	
BSS-08	6901322	Mounting bracket for smooth and threaded barrel devices; material: Polypropylene	
IM43-13-SR	7540041	Limit value monitor; 1-channel; input 0/4...20 mA or 0/2...10 V; supply of 2- or 3-wire transmitters/sensors; limit value adjustment via teach button; three relay outputs with one NO contact each; removable terminal blocks; 27 mm wide; universal voltage supply 20...250 VUC; further limit value monitors are described in our "Interface Technology" catalog.	