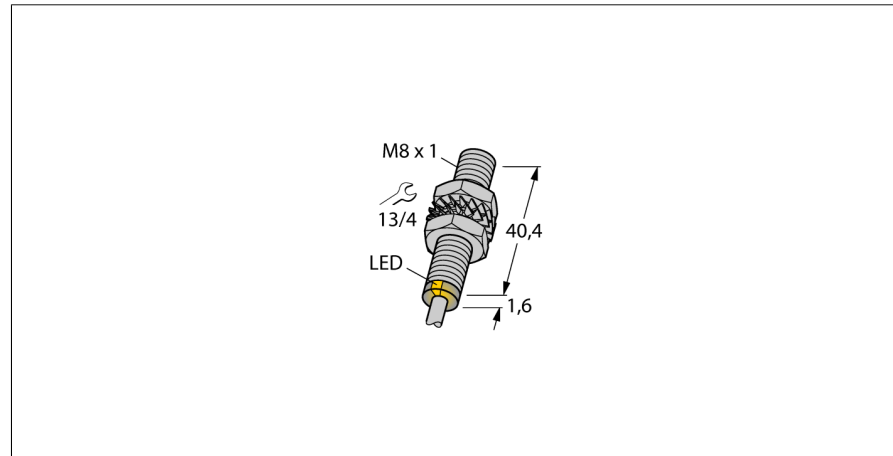
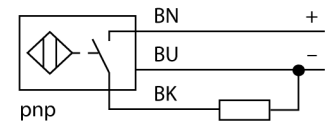


**Magnetic field sensor  
magnet-inductive proximity sensor  
BIM-EG08-AP6X 12M**



- Threaded barrel, M8 x 1
- Stainless steel, 1.4301
- Rated operating distance 78 mm with DMR31-15-5 magnet
- DC 3-wire, 10...30 VDC
- NO contact, PNP output
- Cable connection

**Wiring diagram**

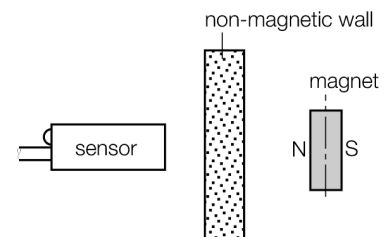


<b>Type code</b>	BIM-EG08-AP6X 12M
Ident no.	4621318
<b>Rated operating distance Sn</b>	78 mm
Repeatability	in conjunction with magnet DMR31-15-5
Temperature drift	≤ 0.3 % of full scale
Hysteresis	10 %
Ambient temperature	1...10 %
	-25...+70 °C
<b>Operating voltage</b>	10...30VDC
Residual ripple	≤ 10 % U <sub>in</sub>
DC rated operational current	≤ 150 mA
No-load current I <sub>0</sub>	≤ 15 mA
Residual current	≤ 0.1 mA
Rated insulation voltage	≤ 0.5 kV
Short-circuit protection	yes/ cyclic
Voltage drop at I <sub>0</sub>	≤ 1.8 V
Wire breakage / Reverse polarity protection	yes/ complete
Output function	3-wire, NO contact, PNP
Switching frequency	1 kHz
<b>Design</b>	threaded barrel, M8 x 1
Dimensions	41.6 mm
Housing material	metal, V2A (1.4301)
Material active area	Plastic, PA
End cap	Plastic, PP
Max. tightening torque housing nut	10 Nm
Connection	cable
Cable quality	4 mm, LifYY-11Y, PUR, 12 m
Cable cross section	3 x 0.25 mm <sup>2</sup>
Vibration resistance	55 Hz (1 mm)
Shock resistance	30 g (11 ms)
Protection class	IP67
MTTF	2283 years acc. to SN 29500 (Ed. 99) 40 °C
<b>Switching state</b>	LED yellow
<b>Diameter of the active area B</b>	Ø 8 mm

**Functional principle**

Magnetic inductive proximity sensors are actuated by magnetic fields and are thus capable of detecting permanent magnets through non-ferromagnetic materials (e.g. wood, plastic, non-ferrous metals, aluminium, stainless steel).

Thus it is possible to achieve large switching distances even with smaller housing styles. In combination with the actuation magnet DMR31-15-5 TURCK sensors feature a relatively high switching distance. Thus there are multiple detection possibilities, particularly if the mounting space is limited or other difficult sensing conditions prevail.



**Magnetic field sensor  
magnet-inductive proximity sensor  
BIM-EG08-AP6X 12M**

**Accessories**

Type code	Ident no.	Description	Dimension drawing
DMR20-10-4	6900214	Actuation magnet; $\varnothing$ 20 mm ( $\varnothing$ 4 mm), h: 10 mm; sensing range 59 mm on BIM-(E)M12 sensors resp. 50 mm on BIM-EG08 sensors; in combination with Q25L: Recommended distance between sensor and magnet: 3 ... 4 mm	
DMR31-15-5	6900215	Actuation magnet, $\varnothing$ 31 mm ( $\varnothing$ 5 mm), h: 15 mm; sensing range 90 mm on BIM-(E)M12 sensors resp. 78 mm on BIM-EG08 sensors; in combination with Q25L: Recommended distance between sensor and magnet: 3 ... 5 mm	
DMR15-6-3	6900216	Actuation magnet, $\varnothing$ 15 mm ( $\varnothing$ 3 mm), h: 6 mm; sensing range 36 mm on BIM-(E)M12 sensors resp. 32 mm on BIM-EG08 sensors; in combination with Q25L: Recommended distance between sensor and magnet: 3 ... 4 mm	
DM-Q12	6900367		Kein Maßbild vorhanden/ No dimension drawing available
BSS-08	6901322	Mounting bracket for smooth and threaded barrel devices; material: Polypropylene	

**Magnetic field sensor  
magnet-inductive proximity sensor  
BIM-EG08-AP6X 12M**

**Accessories**

Type code	Ident no.	Description	Dimension drawing
MW-08	6945008	Mounting bracket for threaded barrel devices; material: Stainless steel A2 1.4301 (AISI 304)	