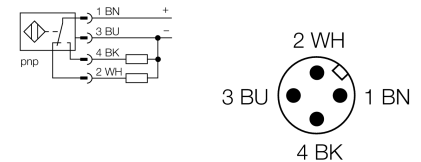


- Threaded barrel, M12 x 1
- Long version
- Chrome-plated brass
- Factor 1 for all metals
- Protection class IP68
- Magnetic field immune
- High switching distance
- Recessed mounting possible
- DC 4-wire, 10...55 VDC
- Changeover contact, PNP output
- M12 x 1 connector

Wiring diagram



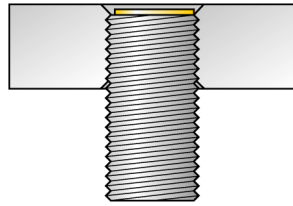
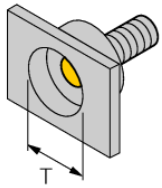
Functional principle

Inductive sensors detect metal objects contactless and wear-free. Due to the patented multi-coil system, *Uprox*®+ sensors have distinct advantages compared to conventional sensors. They excel in highest switching distances, maximum flexibility and operational reliability as well as efficient standardization.

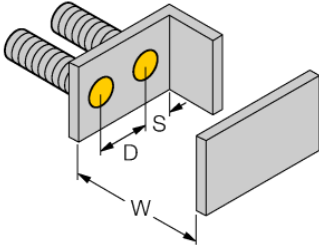
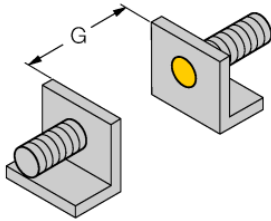
Type	BI4U-M12E-VP44X-H1141
Ident-No.	1634869
Rated operating distance Sn	4 mm
Mounting condition	flush
Assured sensing range	≤ (0,81 x Sn) mm
Repeatability	≤ 2 %
Temperaturdrift	10 %
	≤ ± 15 %, ≤ -25 °C v ≥ +70 °C
Hysteresis	3...15 %
Ambient temperature	-30...+85 °C
Operating voltage	10...55VDC
Residual ripple	≤ 10 % U _{ss}
DC rated operational current	≤ 200 mA
No-load current I ₀	≤ 20 mA
Residual current	≤ 0.1 mA
Rated insulation voltage	≤ 0.5 kV
Short-circuit protection	yes/ cyclic
Voltage drop at I ₀	≤ 1.8 V
Wire breakage / Reverse polarity protection	yes/ complete
Output function	4-wire, changover contact, PNP
Protection class	☐
Switching frequency	2 kHz
Design	threaded barrel, M12 x 1
Dimensions	62 mm
Housing material	Metal, CuZn, chrome-plated
Material active face	Plastic, LCP
Max. tightening torque housing nut	10 Nm
Connection	male, M12 x 1
Vibration resistance	55 Hz (1 mm)
Shock resistance	30 g (11 ms)
Protection class	IP68
MTTF	874 years acc. to SN 29500 (Ed. 99) 40 °C
Switching state	LED yellow

Mounting instructions	minimum distances
Distance D	24 mm
Distance W	12 mm
Distance T	36 mm
Distance S	18 mm
Distance G	24 mm

Diameter of the active area B	Ø 12 mm
--------------------------------------	---------



Flush and recessed mounting of all *uprox⁺* threaded barrel sensors. Safe operation is ensured if the sensor is screwed in by half a turn.



Accessories

Type code	Ident-No.		Dimension drawing
PN-M12	6905309	Impact protection nut for M12x1 threaded barrel devices; material: Stainless steel A2 1.4305 (AISI 303)	
QM-12	6945101	Quick-mount bracket with dead-stop; material: Chrome-plated brass Male thread M16 x 1. Note: The switching distance of proximity switches can be reduced by the use of quick-mount brackets.	
BST-12B	6947212	Fixing clamp for threaded barrel devices, with dead-stop; material: PA6	
MW-12	6945003	Mounting bracket for threaded barrel devices; material: Stainless steel A2 1.4301 (AISI 304)	
BSS-12	6901321	Mounting bracket for smooth and threaded barrel devices; material: Polypropylene	