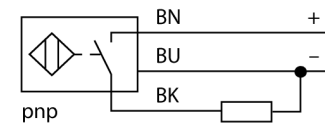


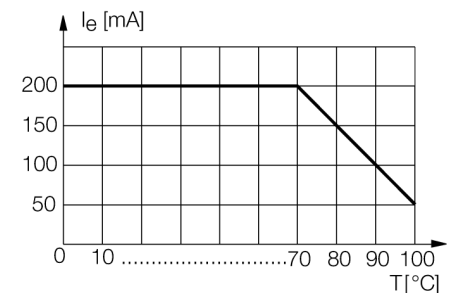
- Threaded barrel, M18 x 1
- Stainless steel, 1.4404
- Front cap made of liquid crystal polymer Vectra
- Factor 1 for all metals
- Resistant to magnetic fields
- For temperatures of -40 °C ... +100 °C
- High protection class IP69K, for harsh environments
- Special double-lip seal
- Protection against all common acid and alkaline cleaning agents
- Laser engraved label, permanently legible
- 3-wire DC, 10...30 VDC
- NO contact, PNP output
- Cable connection

**Wiring diagram**



**Functional principle**

The inductive sensors for the food industry are absolutely tight and resistant to cleaning agents and disinfectants. The requirements of the protection classes IP68 and IP69K are well exceeded by our uprox®+ sensors. The sensors are entirely protected by the LCP front cap and the stainless steel housing.



<b>Type code</b>	NI15U-EM18WD-AP6X
Ident no.	1634817
<b>Rated operating distance S<sub>n</sub></b>	15 mm
Mounting condition	non-flush
Assured sensing range	≤ (0,81 x S <sub>n</sub> ) mm
Repeatability	≤ 2 % of full scale
Temperature drift	10 %
Hysteresis	≤ ± 20 %, ≤ -25 °C , ≥ +70 °C
Ambient temperature	3...15 % -40...+100 °C
<b>Operating voltage</b>	10...30VDC
Residual ripple	≤ 10 % U <sub>s</sub>
DC rated operational current	≤ 200 mA
No-load current I <sub>0</sub>	≤ 15 mA
Residual current	≤ 0.1 mA
Rated insulation voltage	≤ 0.5 kV
Short-circuit protection	yes/ cyclic
Voltage drop at I <sub>0</sub>	≤ 1.8 V
Wire breakage / Reverse polarity protection	yes/ complete
Output function	3-wire, NO contact, PNP
Protection class	☐
Switching frequency	1.5 kHz
<b>Design</b>	threaded barrel, M18 x 1
Dimensions	52 mm
Housing material	stainless steel, V4A (1.4404)
Material active area	Plastic, LCP
End cap	Plastic, PP, transparent
Admissible pressure on front cap	≤ 15 bar
Max. tightening torque housing nut	25 Nm
Connection	cable
Cable quality	5.2 mm, white, D12YSL9Y-OB, PP, 2 m halogen-free
Cable cross section	3 x 0.34 mm <sup>2</sup>
Vibration resistance	55 Hz (1 mm)
Shock resistance	30 g (11 ms)
Protection class	IP68 / IP69K
MTTF	874 years acc. to SN 29500 (Ed. 99) 40 °C
<b>Switching state</b>	LED yellow

Distance D	72 mm
Distance W	45 mm
Distance T	54 mm
Distance S	27 mm
Distance G	90 mm
Distance N	20 mm


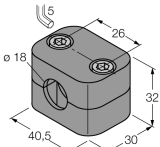
**Diameter of the active area B**                       $\varnothing$  18 mm



All non-flush mountable *uprox*®+ threaded barrel sensors can be screwed to the upper edge of the barrel. Thus safe operation is guaranteed with a reduced switching distance of max. 20 %.

When installed in an aperture plate a distance of  $X = 70$  mm must be observed.

**Accessories**

Type code	Ident no.	Description	Dimension drawing
MW-18	6945004	Mounting bracket for threaded barrel devices; material: Stainless steel A2 1.4301 (AISI 304)	 <p>Technical drawing of a stainless steel mounting bracket (MW-18) for threaded barrel devices. The drawing shows a side view with dimensions: 19.7 (width of the top flange), 15.9 (height of the top flange), 19.1 (width of the base), 50.8 (total height), 9.5 (height of the mounting hole), 25.4 (width of the mounting hole), 44.5 (total width), 1.8 (thickness of the base), 7.9 (width of the base), and 14.3 (width of the mounting hole).</p>
BSS-18	6901320	Mounting bracket for smooth and threaded barrel devices; material: Polypropylene	 <p>Technical drawing of a polypropylene mounting bracket (BSS-18) for smooth and threaded barrel devices. The drawing shows a perspective view with dimensions: 5 (height of the top flange), 26 (width of the top flange), 32 (total height), 40.5 (total width), 30 (width of the base), and 18 (diameter of the mounting hole).</p>