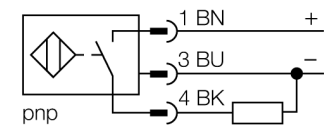




- Threaded barrel, M18 x 1
- Plastic, PBT-GF20-V0
- Factor 1 for all metals
- Protection class IP68
- Resistant to magnetic fields
- Extended temperature range
- High switching frequency
- Auto-compensation protects against pre-attenuation
- 3-wire DC, 10...30 VDC
- NO contact, PNP output
- Male M12 x 1

| | |
|---|---|
| Type code | NI12U-S18-AP6X-H1141 |
| Ident no. | 1645600 |
| Rated operating distance Sn | 12 mm |
| Mounting condition | non-flush, partially embeddable |
| Assured sensing range | ≤ (0,81 x Sn) mm |
| Repeatability | ≤ 2 % of full scale |
| Temperature drift | 10 % |
| | ≤ ± 20 %, ≤ -25 °C v ≥ +70 °C |
| Hysteresis | 3...15 % |
| Ambient temperature | -30...+85 °C |
| Operating voltage | 10...30VDC |
| Residual ripple | ≤ 10 % U _{ss} |
| DC rated operational current | ≤ 200 mA |
| No-load current I ₀ | ≤ 15 mA |
| Residual current | ≤ 0.1 mA |
| Rated insulation voltage | ≤ 0.5 kV |
| Short-circuit protection | yes/ cyclic |
| Voltage drop at I _e | ≤ 1.8 V |
| Wire breakage / Reverse polarity protection | yes/ complete |
| Output function | 3-wire, NO contact, PNP |
| Protection class | ☐ |
| Switching frequency | 2 kHz |
| Design | threaded barrel, M18 x 1 |
| Dimensions | 52 mm |
| Housing material | plastic, PBT |
| Material active area | Plastic, PBT |
| Max. tightening torque housing nut | 2 Nm |
| Connection | male, M12 x 1 |
| Vibration resistance | 55 Hz (1 mm) |
| Shock resistance | 30 g (11 ms) |
| Protection class | IP68 |
| MTTF | 874 years acc. to SN 29500 (Ed. 99) 40 °C |
| Switching state | LED yellow |

Wiring diagram



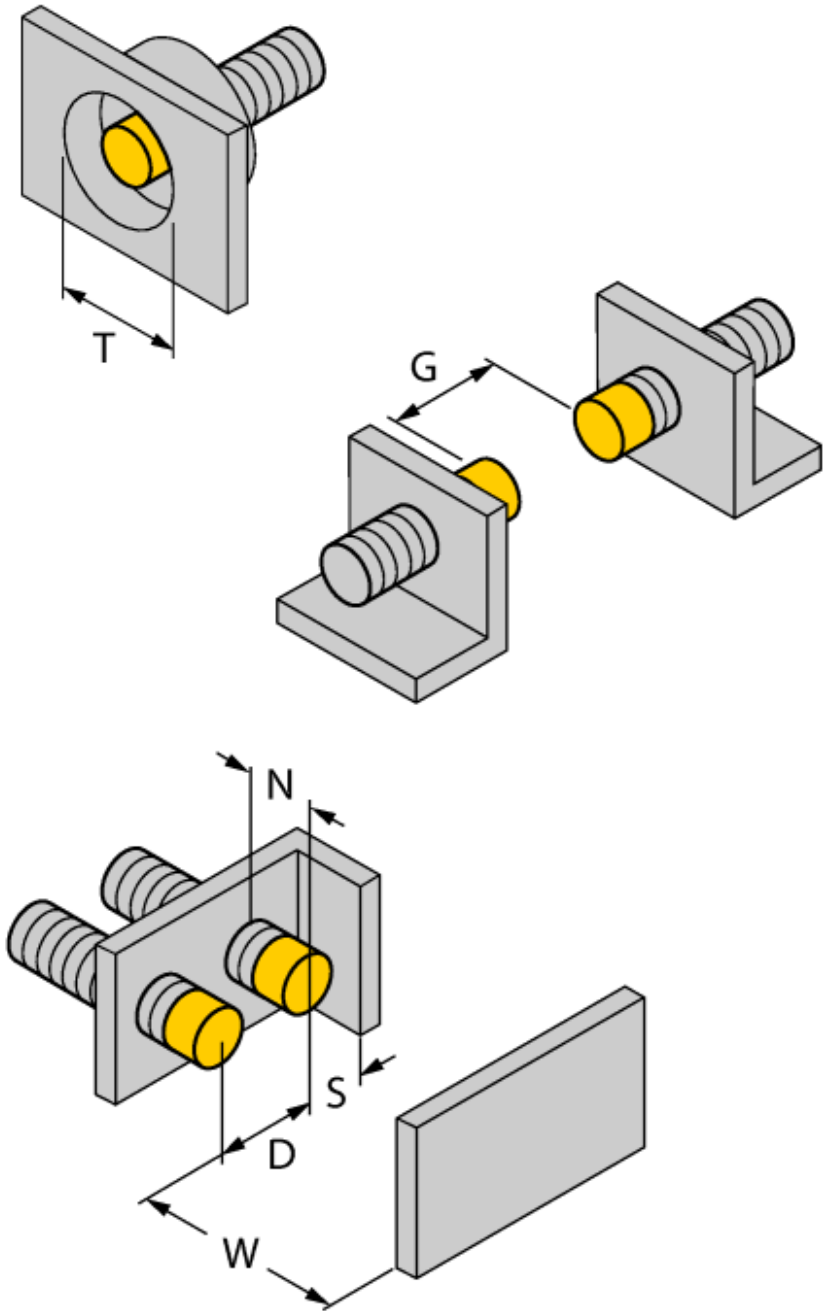
Functional principle

Inductive sensors detect metal objects contactless and wear-free. Due to the patented multicoil system, uprox®+ sensors have distinct advantages over conventional sensors. They detect all metals at the same large switching distance and are resistant to magnetic fields.

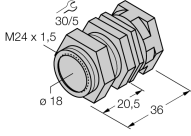
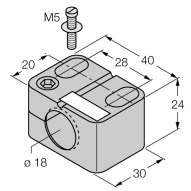
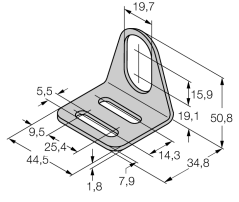
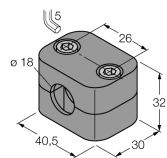
Inductive sensor
NI12U-S18-AP6X-H1141

| | |
|------------|---------|
| Distance D | 3 x B |
| Distance W | 3 x Sn |
| Distance T | 65 mm |
| Distance S | 0.5 x B |
| Distance G | 6 x Sn |
| Distance N | 2 x Sn |

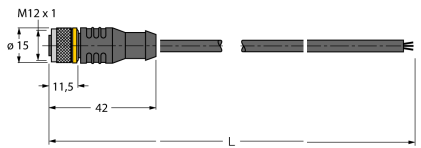
| | |
|-------------------------------|---------|
| Diameter of the active area B | Ø 18 mm |
|-------------------------------|---------|



Accessories

| Type code | Ident no. | Description | Dimension drawing |
|-----------|-----------|--|---|
| QM-18 | 6945102 | Quick-mount bracket with dead-stop; material: Chrome-plated brass Male thread M24 x 1.5. Note: The switching distance of proximity switches can be reduced by the use of quick-mount brackets. |  |
| BST-18B | 6947214 | Fixing clamp for threaded barrel devices, with dead-stop; material: PA6 |  |
| MW-18 | 6945004 | Mounting bracket for threaded barrel devices; material: Stainless steel A2 1.4301 (AISI 304) |  |
| BSS-18 | 6901320 | Mounting bracket for smooth and threaded barrel devices; material: Polypropylene |  |

Wiring accessories

| Type code | Ident no. | Description | Dimension drawing |
|-------------|-----------|--|---|
| RKC4T-2/TEL | 6625010 | Connection cable, female M12, straight, 3-pin, cable length: 2 m, sheath material: PVC, black; cULus approval; other cable lengths and qualities available, see www.turck.com |  |