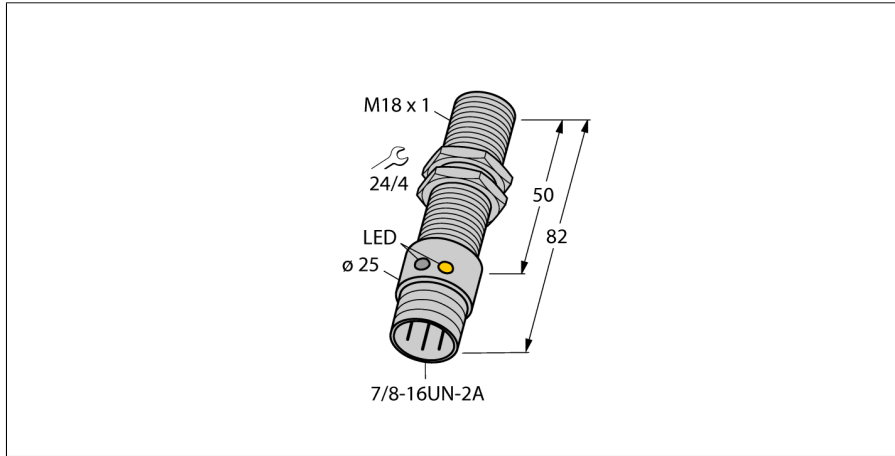


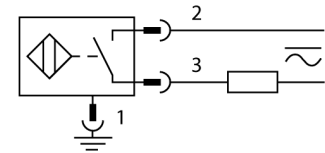
**Inductive sensor
BI5U-G18-ADZ30X2-B1331**

Industrial
Automation



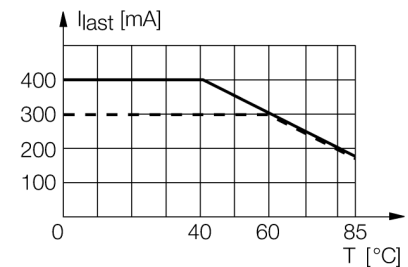
- Threaded barrel, M18 x 1
- Chrome-plated brass
- Factor 1 for all metals
- Resistant to magnetic fields
- Extended temperature range
- High switching frequency
- AC 2-wire, 20...250 VAC
- 2-wire DC, 10...300 VDC
- NO contact
- Male 7/8"

Wiring diagram



Functional principle

Inductive sensors detect metal objects contactless and wear-free. Due to the patented multicoil system, uprox®+ sensors have distinct advantages over conventional sensors. They detect all metals at the same large switching distance and are resistant to magnetic fields.

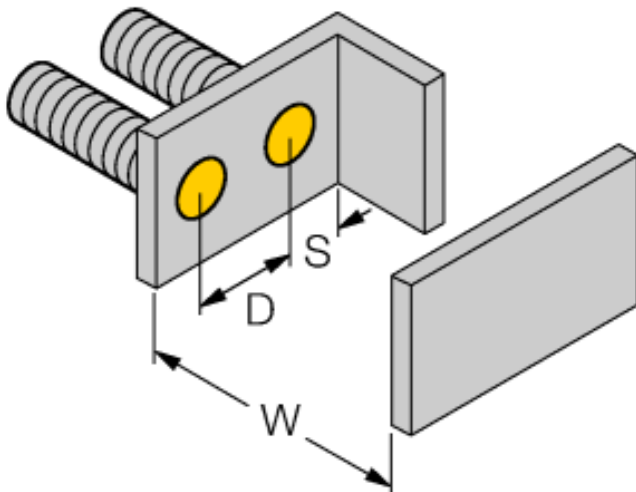
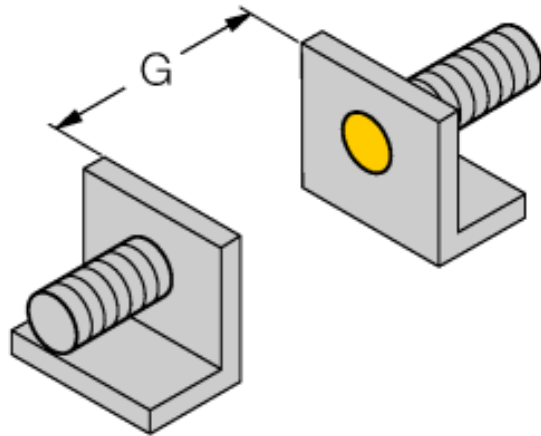


Type code	BI5U-G18-ADZ30X2-B1331
Ident no.	4281212
Rated operating distance Sn	5 mm
Mounting condition	flush
Assured sensing range	≤ (0,81 x Sn) mm
Repeatability	≤ 2 % of full scale
Temperature drift	10 %
Hysteresis	≤ ± 15 %, ≤ -25 °C v ≥ +70 °C
Ambient temperature	3...15 % -30...+85 °C
Operating voltage	20...250 VAC
Operating voltage	10...300VDC
AC rated operational current	≤ 400 mA
DC rated operational current	≤ 300 mA
Frequency	≥ 50...≤ 60 Hz
Residual current	≤ 1.7 mA
Rated insulation voltage	≤ 1.5 kV
Surge current	≤ 3 A (≤ 20 ms max. 5 Hz)
Short-circuit protection	yes/ latching
Voltage drop at I _n	≤ 6 V
Wire breakage / Reverse polarity protection	yes/ complete
Output function	2-wire, NO contact
Smallest operating current I _m	≤ 3 mA
Switching frequency	0.02 kHz
Design	threaded barrel, M18 x 1
Dimensions	82 mm
Housing material	metal, CuZn, chrome-plated
Material active area	Plastic, PBT
Max. tightening torque housing nut	25 Nm
Connection	male, 7/8"
Vibration resistance	55 Hz (1 mm)
Shock resistance	30 g (11 ms)
Protection class	IP67
MTTF	874 years acc. to SN 29500 (Ed. 99) 40 °C
Power-on indication	LED green
Switching state	LED yellow

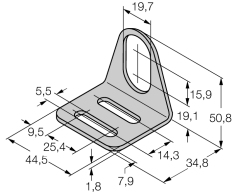
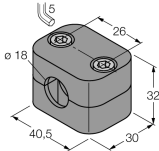
Inductive sensor
BI5U-G18-ADZ30X2-B1331

Distance D	2 x B
Distance W	3 x Sn
Distance T	3 x B
Distance S	1.5 x B
Distance G	6 x Sn

Diameter of the active area B	Ø 18 mm
-------------------------------	---------



Accessories

Type code	Ident no.	Description	Dimension drawing
MW-18	6945004	Mounting bracket for threaded barrel devices; material: Stainless steel A2 1.4301 (AISI 304)	 <p>Technical drawing of a stainless steel mounting bracket (MW-18) for threaded barrel devices. The drawing shows a side view with the following dimensions: 19.7 (width of the top flange), 15.9 (height of the top flange), 50.8 (total height), 19.1 (height of the main body), 14.3 (width of the main body), 34.8 (width of the base), 7.9 (width of the base), 1.8 (thickness of the base), 44.5 (total width), 25.4 (width of the mounting slot), 9.5 (width of the mounting slot), and 5.5 (width of the top flange).</p>
BSS-18	6901320	Mounting bracket for smooth and threaded barrel devices; material: Polypropylene	 <p>Technical drawing of a polypropylene mounting bracket (BSS-18) for smooth and threaded barrel devices. The drawing shows a perspective view with the following dimensions: 26 (width of the top flange), 32 (height of the main body), 30 (width of the base), 40.5 (total width), and 18 (diameter of the mounting hole).</p>