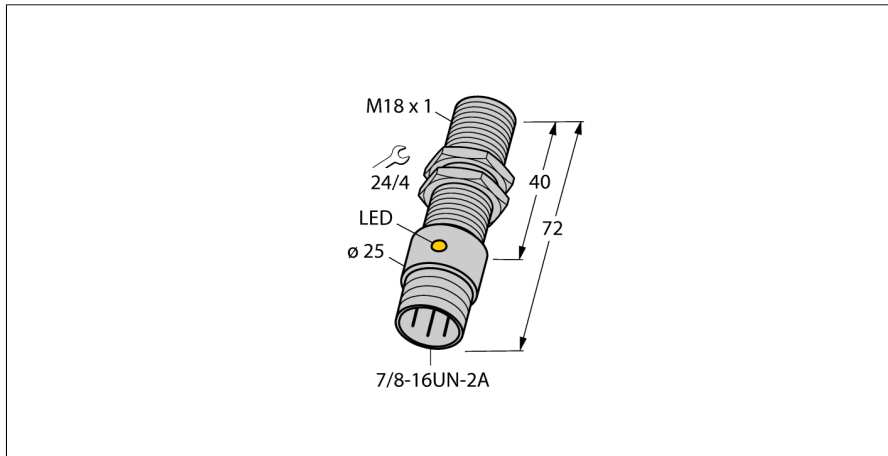


Inductive sensor

BI5-G18-AN6X-B1341

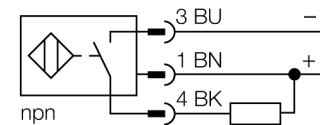
TURCK

Industrial
Automation



- Threaded barrel, M18 x 1
- Chrome-plated brass
- 3-wire DC, 10...30 VDC
- NO contact, NPN output
- Male 7/8"

Wiring diagram



Functional principle

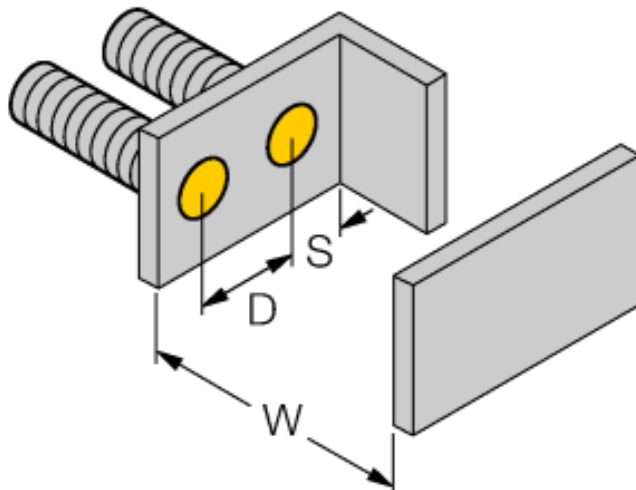
Inductive sensors detect metal objects contactless and wear-free. For this, they use a high-frequency electromagnetic AC field that interacts with the target. Inductive sensors generate this field via an RLC circuit with a ferrite coil.

We offer special versions for temperatures of -60 °C up to +250 °C.

Type code	BI5-G18-AN6X-B1341
Ident no.	46952
Rated operating distance Sn	5 mm
Mounting condition	flush
Assured sensing range	≤ (0,81 x Sn) mm
Correction factors	St37 = 1; Al = 0.3; stainless steel = 0.7; Ms = 0.4
Repeatability	≤ 2 % of full scale
Temperature drift	10 %
Hysteresis	3...15 %
Ambient temperature	-25...+70 °C
Operating voltage	10...30VDC
Residual ripple	≤ 10 % U _{ss}
DC rated operational current	≤ 200 mA
No-load current I ₀	≤ 15 mA
Residual current	≤ 0.1 mA
Rated insulation voltage	≤ 0.5 kV
Short-circuit protection	yes/ cyclic
Voltage drop at I _e	≤ 1.8 V
Wire breakage / Reverse polarity protection	yes/ complete
Output function	3-wire, NO contact, NPN
Switching frequency	0.5 kHz
Design	threaded barrel, M18 x 1
Dimensions	72 mm
Housing material	metal, CuZn, chrome-plated
Material active area	Plastic, PA
Max. tightening torque housing nut	25 Nm
Connection	male, 7/8"
Vibration resistance	55 Hz (1 mm)
Shock resistance	30 g (11 ms)
Protection class	IP67
MTTF	2283 years acc. to SN 29500 (Ed. 99) 40 °C
Switching state	LED yellow

**Inductive sensor
BI5-G18-AN6X-B1341**

Distance D	2 x B
Distance W	3 x Sn
Distance T	3 x B
Distance S	1.5 x B
Distance G	6 x Sn
<hr/>	
Diameter of the active area B	Ø 18 mm


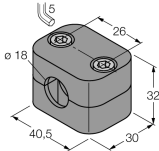


**Inductive sensor
BI5-G18-AN6X-B1341**

TURCK

Industrial
Automation

Accessories

Type code	Ident no.	Description	Dimension drawing
MW-18	6945004	Mounting bracket for threaded barrel devices; material: Stainless steel A2 1.4301 (AISI 304)	 <p>Technical drawing of a stainless steel mounting bracket (MW-18) for threaded barrel devices. The drawing shows a side view with the following dimensions: 19.7 (width of the top flange), 15.9 (height of the top flange), 50.8 (total height), 19.1 (height of the main body), 34.8 (width of the main body), 14.3 (width of the mounting hole), 7.9 (width of the mounting hole), 1.8 (thickness of the main body), 44.5 (total width), 25.4 (width of the mounting hole), 9.5 (width of the mounting hole), and 5.5 (width of the top flange).</p>
BSS-18	6901320	Mounting bracket for smooth and threaded barrel devices; material: Polypropylene	 <p>Technical drawing of a polypropylene mounting bracket (BSS-18) for smooth and threaded barrel devices. The drawing shows a side view with the following dimensions: 5 (height of the top flange), 26 (width of the top flange), 32 (total height), 30 (width of the main body), 40.5 (total width), and 18 (diameter of the mounting hole).</p>