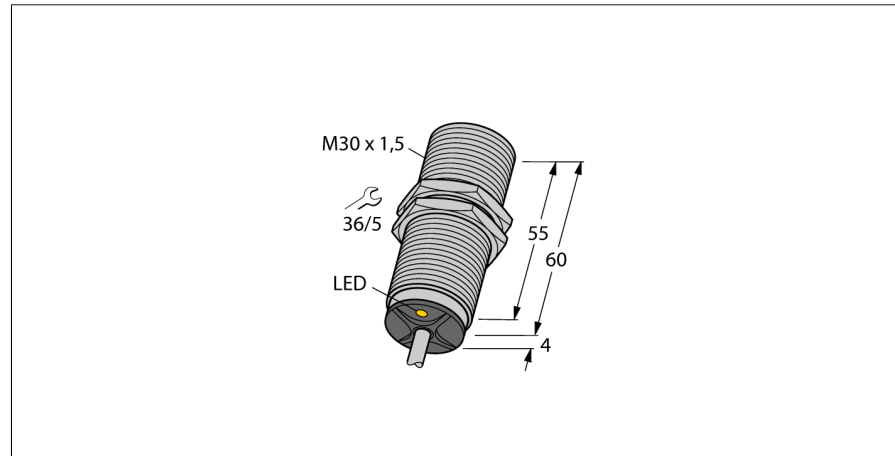
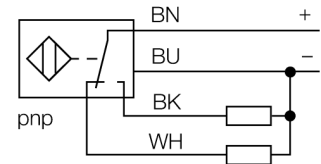


**Inductive sensor**  
**BI10-EM30-VP4X 7M**



- Threaded barrel, M30 x 1.5
- Stainless steel, 1.4301
- 4-wire DC, 10...65 VDC
- Changeover contact, PNP output
- Cable connection

**Wiring diagram**



**Functional principle**

Inductive sensors detect metal objects contactless and wear-free. For this, they use a high-frequency electromagnetic AC field that interacts with the target. Inductive sensors generate this field via an RLC circuit with a ferrite coil.

We offer special versions for temperatures of -60 °C up to +250 °C.

<b>Type code</b>	BI10-EM30-VP4X 7M
Ident no.	1561134
<b>Rated operating distance Sn</b>	10 mm
Mounting condition	flush
Assured sensing range	≤ (0,81 x Sn) mm
Correction factors	St37 = 1; Al = 0.3; stainless steel = 0.7; Ms = 0.4
Repeatability	≤ 2 % of full scale
Temperature drift	10 %
Hysteresis	3...15 %
Ambient temperature	-25...+70 °C
<b>Operating voltage</b>	10...65VDC
Residual ripple	≤ 10 % U <sub>ss</sub>
DC rated operational current	≤ 200 mA
No-load current I <sub>0</sub>	≤ 15 mA
Residual current	≤ 0.1 mA
Rated insulation voltage	≤ 0.5 kV
Short-circuit protection	yes
Voltage drop at I <sub>0</sub>	≤ 1.8 V
Wire breakage / Reverse polarity protection	yes/ complete
Output function	4-wire, changover contact, PNP
Switching frequency	0.5 kHz
<b>Design</b>	threaded barrel, M30 x 1.5
Dimensions	64 mm
Housing material	stainless steel, V2A (1.4301)
Material active area	Plastic, PA
End cap	Plastic, EPTR
Max. tightening torque housing nut	75 Nm
Connection	cable
Cable quality	5.2 mm, LifYY, PVC, 7 m
Cable cross section	4 x 0.34 mm <sup>2</sup>
Vibration resistance	55 Hz (1 mm)
Shock resistance	30 g (11 ms)
Protection class	IP67
MTTF	2283 years acc. to SN 29500 (Ed. 99) 40 °C
<b>Switching state</b>	LED yellow

**Inductive sensor  
BI10-EM30-VP4X 7M**

Distance D	2 x B
Distance W	3 x Sn
Distance T	3 x B
Distance S	1.5 x B
Distance G	6 x Sn
<hr/>	
Diameter of the active area B	Ø 30 mm

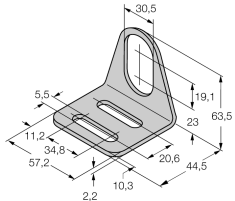
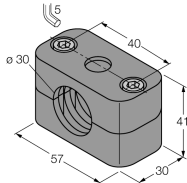


**Inductive sensor  
BI10-EM30-VP4X 7M**

**TURCK**

Industrial  
Automation

**Accessories**

Type code	Ident no.	Description	Dimension drawing
MW-30	6945005	Mounting bracket for threaded barrel devices; material: Stainless steel A2 1.4301 (AISI 304)	 <p>Technical drawing of a stainless steel mounting bracket (MW-30) for threaded barrel devices. The drawing shows a perspective view with the following dimensions: 5.5, 11.2, 34.8, 57.2, 2.2, 10.3, 20.6, 44.5, 30.5, 19.1, 23, and 63.5.</p>
BSS-30	6901319	Mounting bracket for smooth and threaded barrel devices; material: Polypropylene	 <p>Technical drawing of a polypropylene mounting bracket (BSS-30) for smooth and threaded barrel devices. The drawing shows a perspective view with the following dimensions: 5, 40, 41, 30, 57, and 30. There are also two circular features on the top surface, each with a diameter of 30.</p>