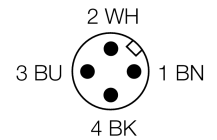
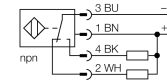


- Threaded barrel, M30 x 1.5
- Chrome-plated brass
- Factor 1 for all metals
- Protection class IP68
- Magnetic field immune
- High switching distance
- Recessed mounting possible
- DC 4-wire, 10...55 VDC
- Changeover contact, NPN output
- M12 x 1 connector

**Wiring diagram**



**Functional principle**

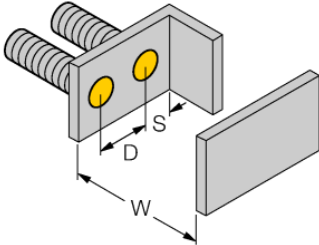
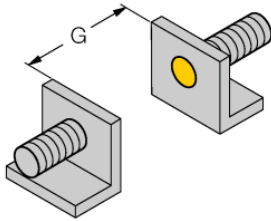
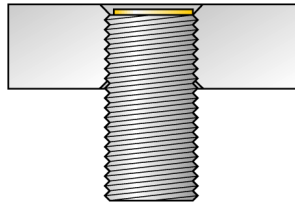
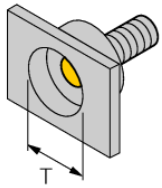
Inductive sensors detect metal objects contactless and wear-free. Due to the patented multi-coil system, *Uprox*®+ sensors have distinct advantages compared to conventional sensors. They excel in highest switching distances, maximum flexibility and operational reliability as well as efficient standardization.

<b>Type</b>	BI15U-M30-VN44X-H1141
<b>Ident-No.</b>	1634889
<b>Rated operating distance Sn</b>	15 mm
Mounting condition	flush
Assured sensing range	≤ (0,81 x Sn) mm
Repeatability	≤ 2 %
Temperaturdrift	10 %
Hysteresis	≤ ± 15 %, ≤ -25 °C v ≥ +70 °C
Ambient temperature	3...15 % -30...+85 °C
<b>Operating voltage</b>	10...55VDC
Residual ripple	≤ 10 % U <sub>ss</sub>
DC rated operational current	≤ 200 mA
No-load current I <sub>0</sub>	≤ 20 mA
Residual current	≤ 0.1 mA
Rated insulation voltage	≤ 0.5 kV
Short-circuit protection	yes/ cyclic
Voltage drop at I <sub>e</sub>	≤ 1.8 V
Wire breakage / Reverse polarity protection	yes/ complete
Output function	4-wire, changover contact, NPN
Protection class	☐
Switching frequency	1 kHz
<b>Design</b>	threaded barrel, M30 x 1.5
Dimensions	62 mm
Housing material	Metal, CuZn, chrome-plated
Material active face	Plastic, LCP
Max. tightening torque housing nut	75 Nm
Connection	male, M12 x 1
Vibration resistance	55 Hz (1 mm)
Shock resistance	30 g (11 ms)
Protection class	IP68
MTTF	874 years acc. to SN 29500 (Ed. 99) 40 °C
<b>Switching state</b>	LED yellow

Mounting instructions	minimum distances
Distance D	60 mm
Distance W	45 mm
Distance T	90 mm
Distance S	45 mm
Distance G	90 mm

---

**Diameter of the active area B**                      Ø 30 mm



Flush and recessed mounting of all *uprox<sup>®</sup>+* threaded barrel sensors. Safe operation is ensured if the sensor is screwed in by half a turn.

### Accessories

Type code	Ident-No.		Dimension drawing
PN-M30	6905308	Impact protection nut for M30x1 threaded barrel devices; material: Stainless steel A2 1.4305 (AISI 303)	
BST-30B	6947216	Fixing clamp for threaded barrel devices, with dead-stop; material: PA6	
QM-30	6945103	Quick-mount bracket with dead-stop; material: Chrome-plated brass Male thread M36 x 1.5. Note: The switching distance of proximity switches can be reduced by the use of quick-mount brackets.	
MW-30	6945005	Mounting bracket for threaded barrel devices; material: Stainless steel A2 1.4301 (AISI 304)	
BSS-30	6901319	Mounting bracket for smooth and threaded barrel devices; material: Polypropylene	