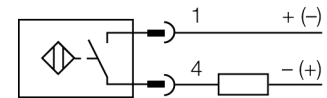


- Threaded barrel, M30 x 1.5
- Chrome-plated brass
- Factor 1 for all metals
- Resistant to magnetic fields
- 2-wire DC, 10...65 VDC
- NO contact
- Male M12 x 1

Wiring diagram

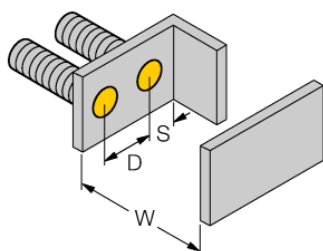
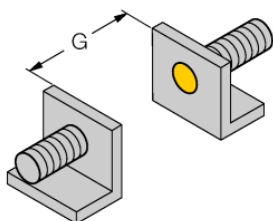
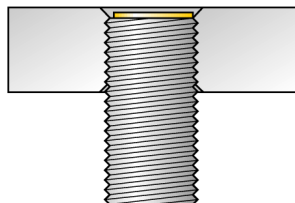
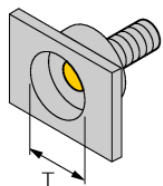


Type code	Bi10U-M30-AD4X-H1144
Ident no.	4405072
Rated operating distance Sn	10 mm
Mounting condition	flush
Assured sensing range	≤ (0,81 x Sn) mm
Repeatability	≤ 2 % of full scale
Temperature drift	10 %
	≤ ± 15 %, ≤ -25 °C v ≥ +70 °C
Hysteresis	3...20 %
Ambient temperature	-25...+70 °C
Operating voltage	10...65VDC
Residual ripple	≤ 10 % U _{ss}
DC rated operational current	≤ 100 mA
Residual current	≤ 0.8 mA
Rated insulation voltage	≤ 0.5 kV
Short-circuit protection	yes/ cyclic
Voltage drop at I _s	≤ 5 V
Smallest operating current I _m	≤ 3 mA
Switching frequency	0.01 kHz
Design	threaded barrel, M30 x 1.5
Dimensions	62 mm
Housing material	metal, CuZn, chrome-plated
Material active area	Plastic, LCP
Max. tightening torque housing nut	75 Nm
Connection	male, M12 x 1
Vibration resistance	55 Hz (1 mm)
Shock resistance	30 g (11 ms)
Protection class	IP68
MTTF	874 years acc. to SN 29500 (Ed. 99) 40 °C
Switching state	LED yellow

Functional principle

Inductive sensors detect metal objects contactless and wear-free. Due to the patented multi-coil system, *uprox*®+ sensors have distinct advantages compared to conventional sensors. They excel in largest switching distances, maximum flexibility and operational reliability as well as efficient standardization.

Distance D	60 mm
Distance W	30 mm
Distance T	90 mm
Distance S	45 mm
Distance G	60 mm
<hr/>	
Diameter of the active area B	Ø 30 mm



Flush and recessed mounting of all *uprox*®+ threaded barrel sensors. Safe operation is ensured if the sensor is screwed in by half a turn.

Isolating switching amplifiers can be applied because *uprox*®+ 2-wire DC sensors work with 8 VDC low operating voltage (limited load current 50 mA).

The sensors can be operated with the Turck remote I/O fieldbus system BL20. If the sensors are combined with a BL20-4DI-NAMUR slice, events of wire-break or short-circuit can be detected immediately.

Accessories

Type code	Ident no.	Description	Dimension drawing
BL20-4DI-NAMUR	6827212	4 digital inputs acc. to EN 60947-5-6. For NAMUR sensors, de-energized contacts or uprox®+ 2-wire DC sensors.	
BST-30B	6947216	Fixing clamp for threaded barrel devices, with dead-stop; material: PA6	
QM-30	6945103	Quick-mount bracket with dead-stop; material: Chrome-plated brass Male thread M36 x 1.5. Note: The switching distance of proximity switches can be reduced by the use of quick-mount brackets.	
MW-30	6945005	Mounting bracket for threaded barrel devices; material: Stainless steel A2 1.4301 (AISI 304)	
BSS-30	6901319	Mounting bracket for smooth and threaded barrel devices; material: Polypropylene	

Wiring accessories

Type code	Ident no.	Description	Dimension drawing
RKC4T-2/TEL	6625010	Connection cable, female M12, straight, 3-pin, cable length: 2 m, sheath material: PVC, black; cULus approval; other cable lengths and qualities available, see www.turck.com	