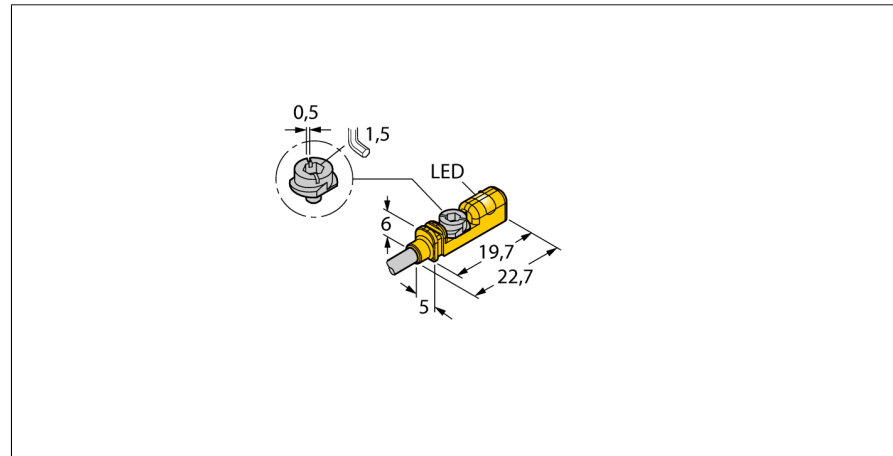


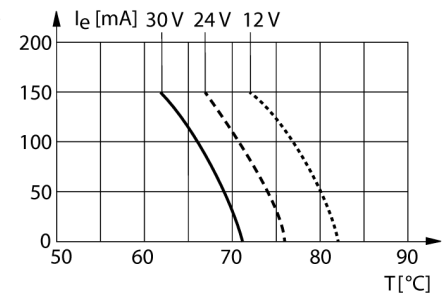
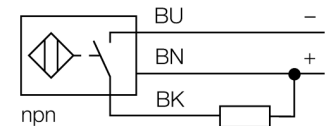
**Magnetic field sensor**  
**Compact design for small hydraulic cylinders**  
**BIM-UNTK-AN7X**



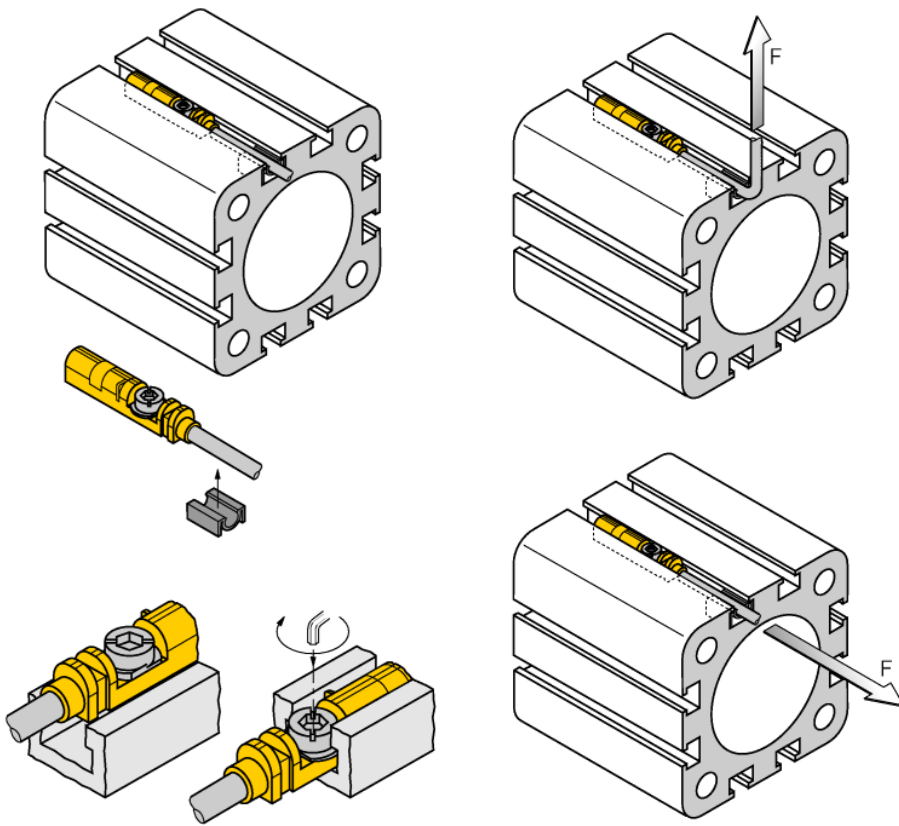
- For T-groove cylinders without mounting accessories
- Optionally available accessories for mounting on other cylindrical housings.
- Single-hand mounting
- Tool for fine adjustments and stopper directly mountable on the sensor
- Stable mounting
- Magneto-resistive sensor
- 3-wire DC, 10...30 VDC
- NO contact, NPN output
- Cable connection

|   |   |
|---|---|
| <b>Type code</b>                            | BIM-UNTK-AN7X   |
| Ident no.                                   | 4686002   |
| <b>Pass speed</b>                           | ≤ 3 m/s   |
| Repeatability                               | ≥ ± 0.1 mm  |
| Temperature drift                           | ≤ 0.1 mm  |
| Hysteresis                                  | ≤ 1 mm  |
| Ambient temperature                         | -25...+70 °C  |
| <b>Operating voltage</b>                    | 10...30VDC  |
| Residual ripple                             | ≤ 10 % U <sub>s</sub>   |
| DC rated operational current                | ≤ 100 mA  |
| No-load current I <sub>0</sub>              | ≤ 10 mA   |
| Residual current                            | ≤ 0.1 mA  |
| Rated insulation voltage                    | ≤ 0.5 kV  |
| Short-circuit protection                    | no  |
| Voltage drop at I <sub>0</sub>              | ≤ 1.4 V   |
| Wire breakage / Reverse polarity protection | yes/ yes (voltage supply)   |
| Output function                             | 3-wire, NO contact, NPN   |
| Switching frequency                         | 0.3 kHz   |
| <b>Design</b>                               | rectangular   |
| Dimensions                                  | 19.7 x 5 x 6 mm   |
| Housing material                            | plastic, PP   |
| Material active area                        | Plastic, PP   |
| Tightening torque fixing screw              | 0.4 Nm  |
| Connection                                  | cable   |
| Cable quality                               | 3 mm, grey, Lif9Y-11Y, PUR, 2 m<br>Suited for E-ChainSystems® acc. to manufacturers<br>declaration H1063M |
| Cable cross section                         | 3 x 0.14 mm <sup>2</sup>  |
| Vibration resistance                        | 55 Hz (1 mm)  |
| Shock resistance                            | 30 g (11 ms)  |
| Protection class                            | IP67  |
| MTTF  | 2283 years acc. to SN 29500 (Ed. 99) 40 °C  |
| Mounting on the following profiles          |   |
| Cylindrical design                          |   |
| <b>Switching state</b>                      | LED yellow  |

**Wiring diagram**





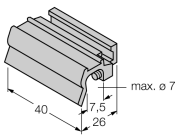

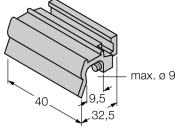


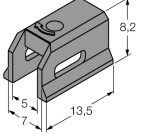
**Magnetic field sensor**  
**Compact design for small hydraulic cylinders**  
**BIM-UNTK-AN7X**



Insert the sensor in the groove from above. Mount the sensors as follows using the patented wing screw: The wing screw features a left-hand female thread. Two small plastic lips keep the screw in position, ready-to-install. Turn the screw clockwise. The screw moves out of the thread and hits the upper grooves with the wings. The sensor is thus pressed down and locked. Use a standard screw driver or a 1.5 mm Allen key to fasten the screw with a quarter turn. A tightening torque of 0.4 Nm is sufficient for safe mounting without damaging the cylinder. The sensor now withstands axial and radial tensile load of  $F=100N$  applied on the cable. Cable clips are included in the scope of delivery. They enable smooth cable routing in the groove. Mounting accessories for other cylinder sizes have to be ordered separately.


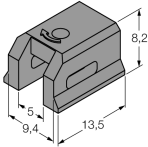

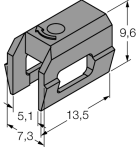
**Magnetic field sensor**  
**Compact design for small hydraulic cylinders**  
**BIM-UNTK-AN7X**

**Accessories**

| Type code   | Ident no. | Description   | Dimension drawing   |
|-------------|-----------|---|---|
| UNT-Stopper | 4685751   | Accessories for finetuning the switchpoint on  T-groove cylinders; snap-locked in the BIM-UNT fixture; suited for multiple use; material: plastic                                    |    |
| KLZ1-INT    | 6970410   | Accessories for mounting the BIM-UNT sensor on round cylinders; diameter: 32...40 mm; material: Aluminium; further mounting accessories for other cylinder diameters on request   |    |
| KLZ2-INT    | 6970411   | Accessories for mounting the BIM-UNT sensor on  tie-rod cylinders; diameter: 50...63 mm; material: Aluminium; further mounting accessories for other cylinder diameters on request |  |
| UNT-Justage | 4685750   | Accessories for finetuning the switchpoint on  T-groove cylinders; snap-locked in the BIM-UNT fixture; suited for multiple use; material: metal/plastic                            |  |
| KLDT-UNT2   | 6913351   | Accessories for mounting the BIM-UNT sensor on dovetail cylinders; groove width: 7 mm; material: PPS  |  |

**Magnetic field sensor**  
**Compact design for small hydraulic cylinders**  
**BIM-UNTK-AN7X**

**Accessories**

| Type code | Ident no. | Description   | Dimension drawing   |
|-----------|-----------|---|---|
| KLDT-UNT3 | 6913352   | Accessories for mounting the BIM-UNT sensor on  dovetail groove cylinders; groove width: 9.4 mm; material: PPS |  |
| KLDT-UNT6 | 6913355   | Accessories for mounting on  dovetail groove cylinders; groove width: 7.35 mm; material: PPS                   |  |