

CONTACTOR RELAY LATCHED, 4NO, AC 110V,  
50/60HZ, SIZE S00, SCREW TERMINAL



#### General technical data:

<b>product brand name</b>		SIRIUS
<b>Size of the contactor</b>		S00
<b>Identification number and letter for switching elements</b>		40 E
<b>Product extension / auxiliary switch</b>		Yes
<b>Protection class IP / on the front</b>		IP20
<b>Protection against electrical shock</b>		finger-safe
<b>Degree of pollution</b>		3
<b>Insulation voltage / with degree of pollution 3 / rated value</b>	V	690
<b>Installation altitude / at a height over sea level / maximum</b>	m	2,000
<b>Ambient temperature</b>		
• during storage	°C	-55 ... +80
• during operating	°C	-25 ... +60
<b>Shock resistance</b>		
• at rectangular impulse		
• at AC		7,3g / 5 ms, 4,7g / 10 ms
• at sine pulse		
• at AC		11,4g / 5 ms, 7,3g / 10 ms
<b>Impulse voltage resistance / rated value</b>	kV	6
<b>Mechanical operating cycles as operating time</b>		

• of the contactor / typical		5,000,000
• of the contactor with added auxiliary switch block / typical		5,000,000
• of the contactor with added electronics-compatible auxiliary switch block / typical		5,000,000

#### Control circuit/ Control:

<b>Voltage type / of control feed voltage</b>		AC
<b>Control supply voltage</b>		
• at 50 Hz / at AC / rated value	V	110
• at 60 Hz / at AC / rated value	V	110
<b>Operating range factor control supply voltage rated value / of the magnet coil</b>		
• at 50 Hz / for AC		0.8 ... 1.1
• at 60 Hz / for AC		0.85 ... 1.1
<b>Apparent pull-in power / of the solenoid / for AC</b>	V·A	37
<b>Apparent holding power / of the solenoid / for AC</b>	V·A	5.7
<b>Inductive power factor</b>		
• with the pull-in power of the coil		0.8
• with the pull-in power of the coil		0.25
<b>Closing delay</b>		
• at AC	ms	8 ... 33
<b>Opening delay</b>		
• at AC	ms	6 ... 25
<b>Arcing time</b>	s	10 ... 15

#### Auxiliary circuit:

<b>Contact reliability / of the auxiliary contacts</b>		1 faulty switching per 100 million (17 V, 1 mA)
<b>Number of NO contacts / for auxiliary contacts / instantaneous switching</b>		4
<b>Operating current</b>		
• at AC-12 / maximum	A	10
• at AC-15		
• at 230 V / rated value	A	10
• at 400 V / rated value	A	3
• at 500 V / rated value	A	2
• at 690 V / rated value	A	1
<b>Operating current</b>		
• with 1 current path / at DC-12		
• at 24 V / rated value	A	10
• at 110 V / rated value	A	3
• at 220 V / rated value	A	1

• at 440 V / rated value	A	0.3
• at 600 V / rated value	A	0.15
• with 2 current paths in series / at DC-12		
• at 24 V / rated value	A	10
• at 60 V / rated value	A	10
• at 110 V / rated value	A	4
• at 220 V / rated value	A	2
• at 440 V / rated value	A	1.3
• at 600 V / rated value	A	0.65
• with 3 current paths in series / at DC-12		
• at 24 V / rated value	A	10
• at 60 V / rated value	A	10
• at 110 V / rated value	A	10
• at 220 V / rated value	A	3.6
• at 440 V / rated value	A	2.5
• at 600 V / rated value	A	1.8
<b>Operating current</b>		
• with 1 current path / at DC-13		
• at 24 V / rated value	A	10
• at 110 V / rated value	A	1
• at 220 V / rated value	A	0.3
• at 440 V / rated value	A	0.14
• at 600 V / rated value	A	0.1
• with 2 current paths in series / at DC-13		
• at 24 V / rated value	A	10
• at 60 V / rated value	A	3.5
• at 110 V / rated value	A	1.3
• at 220 V / rated value	A	0.9
• at 440 V / rated value	A	0.2
• at 600 V / rated value	A	0.1
• with 3 current paths in series / at DC-13		
• at 24 V / rated value	A	10
• at 60 V / rated value	A	4.7
• at 110 V / rated value	A	3
• at 220 V / rated value	A	1.2
• at 440 V / rated value	A	0.5
• at 600 V / rated value	A	0.26
<b>Off-load operating frequency</b>		
• at AC	1/h	10,000
• at DC	1/h	10,000

<b>Frequency of operation</b>		
• at AC-12 / maximum	1/h	1,000
• at AC-14 / maximum	1/h	1,000
• at AC-15 / maximum	1/h	1,000
• at DC-12 / maximum	1/h	1,000
• at DC-13 / maximum	1/h	1,000

#### Short-circuit:

<b>Design of the fuse link / for short-circuit protection of the auxiliary switch</b>		
• required		fuse gL/gG: 10 A
<b>Design of the miniature circuit breaker / for short-circuit protection of the auxiliary circuit / up to 230 V</b>		C characteristic: 6 A; 0.4 kA

#### Installation/ mounting/ dimensions:

<b>mounting position</b>		+/-180° rotation possible on vertical mounting surface; can be tilted forward and backward by +/- 22.5° on vertical mounting surface
<b>Mounting type</b>		screw and snap-on mounting onto 35 mm standard mounting rail
<b>Width</b>	mm	90
<b>Height</b>	mm	57.5
<b>Depth</b>	mm	73

#### Connections/ terminals:

<b>Design of the electrical connection</b>		
• for auxiliary and control current circuit		screw-type terminals
• for auxiliary contacts / finely stranded / with conductor end processing		2x (0.5 ... 1.5 mm <sup>2</sup> ), 2x (0.75 ... 2.5 mm <sup>2</sup> )
• for AWG conductors / for auxiliary contacts		2x (20 ... 16), 2x (18 ... 14), 2x 12

#### Certificates/ approvals:

<b>General Product Approval</b>	<b>Functional Safety / Safety of Machinery</b>	<b>Declaration of Conformity</b>
---------------------------------	--	----------------------------------



[Type Examination](#)



**Test Certificates**

[Special Test Certificate](#)

[Type Test Certificates/Test Report](#)

**Shipping Approval**



**Shipping Approval**

other



[Environmental Confirmations](#)

**UL/CSA ratings:**

Contact rating designation / for auxiliary contacts / according to UL

A600 / Q600

**Safety related data:**

**B10 value / with high demand rate**

- according to SN 31920
- note

1,000,000

With 0.3 x I<sub>e</sub>

**T1 value / for proof test interval or service life**

- according to IEC 61508

a

20

**Proportion of dangerous failures**

- with low demand rate / according to SN 31920
- with high demand rate / according to SN 31920

%

40

%

73

**Failure rate [FIT] / with low demand rate**

- according to SN 31920

FIT

100

**Product function / positively driven operation to IEC 60947-5-1**

- comment

Yes

with 3RH29

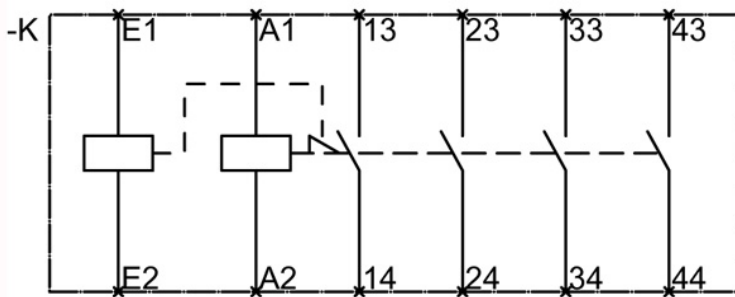
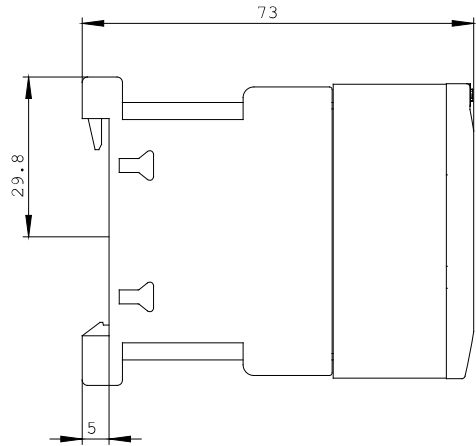
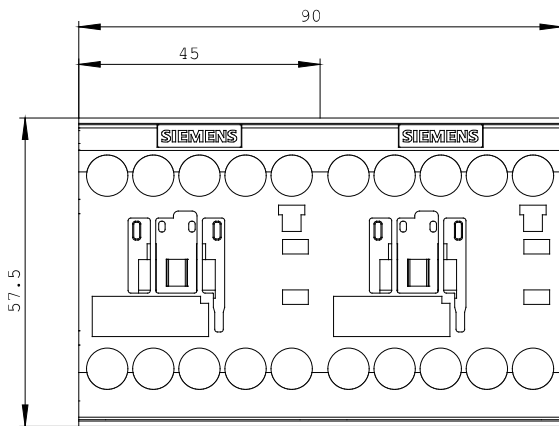
**Further information:**

**Information- and Downloadcenter (Catalogs, Brochures,...)**

<http://www.siemens.com/industrial-controls/catalogs>

**Industry Mall (Online ordering system)**

<http://mall.industry.siemens.com/>



last change:

Aug 4, 2014