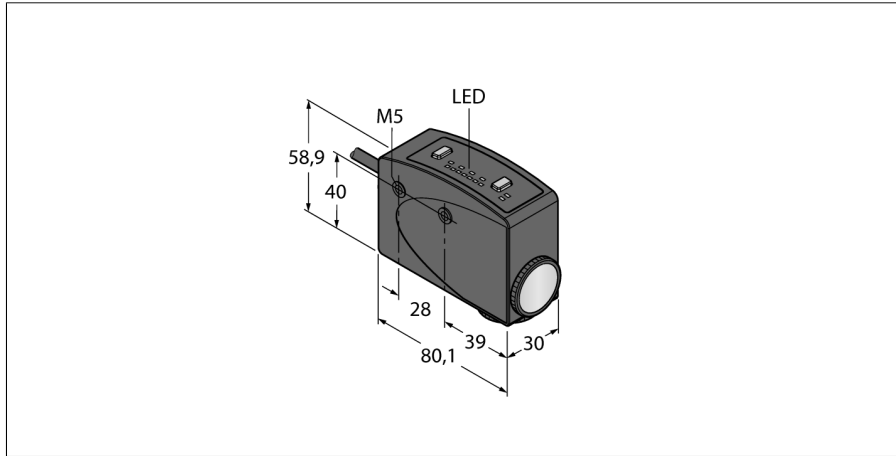


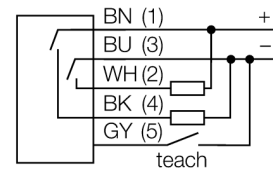
**Photoelectric sensor
convergent mode sensor
color mark sensor
R58ECRGB1**



- Cable, PVC, 2 m, 5-wire
- Protection class IP67
- Programmed via 2 teach buttons
- 8-segment LED display
- Adjustable on/off delay, 30 ms
- Automatic selection of red, green and blue light
- Parallel scan field relative to the housing axis
- Optics rotatable by 90°
- Operating voltage: 10...30 VDC
- PNP/NPN switching output
- Switching behaviour adjustable (NO/NC)
- Teach input

Type code	R58ECRGB1
Ident no.	3074999
Operating mode	diffuse mode contrast sensor
Light type	red / green / blue
Focal distance	10 mm
Ambient temperature	-10...+55 °C
Operating voltage	10...30VDC
Residual ripple	< 10 % U _s
DC rated operational current	≤ 100 mA
No-load current I ₀	≤ 75 mA
Short-circuit protection	yes
Reverse polarity protection	yes
Output function	NO contact, PNP/NPN
Switching frequency	10 kHz
Readiness delay	≤ 100 ms
Design	rectangular, R58
Dimensions	80.1 x 30 x 58.9 mm
Housing material	metal, ZN, black lacquer
Lens	plastic, acrylic
Connection	cable, PVC
Cable length	2 m
Cable cross section	5 x 0.34 mm ²
Protection class	IP67
Power-on indication	LED green
Switching state	LED yellow
Excess gain indication	LED chain red

Wiring diagram



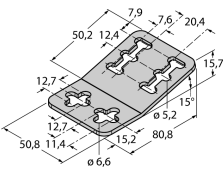
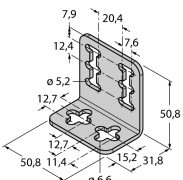
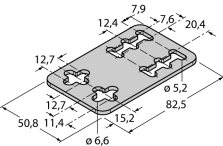
Functional principle

The color mark sensor differentiates between all conventional color contrasts occurring in product and material registration. From three differently colored LEDs, the device automatically selects the most appropriate one to achieve the highest contrast ratio. The very short response time of 50 μs is ideally suited for high speed applications. Adjustments such as contrast ratio, switch behaviour and time delay, can either be made directly via push-buttons at the sensor or remotely via external teach line (gy). Furthermore, the device can be taught to differentiate between ON and OFF state, either statically before commissioning or dynamically during operation.



**Photoelectric sensor
convergent mode sensor
color mark sensor
R58ECRGB1**

Accessories

Type code	Ident no.	Description	Dimension drawing
SMB55A	3053259	Mounting bracket, stainless steel, for R58A/R58E and QL56/QL51	
SMB55RA	3053261	Mounting bracket, rectangular, stainless steel, for R58A/R58E and QL56/QL51	
SMB55F	3053260	Mounting panel, stainless steel, for R58A/R58E and QL56/QL51	
SMB55S	3053265	Mounting bracket, stainless steel, for R58A/R58E and QL56/QL51	