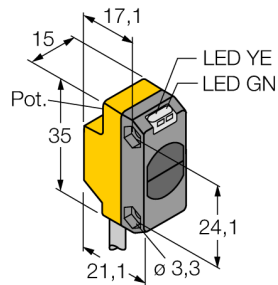
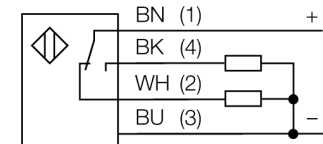


**Photoelectric sensor
diffuse mode sensor
QS18VP6DB**



- Cable, PVC, 2 m
- Protection class IP67
- LED all-round visible
- Sensitivity adjusted via potentiometer

Wiring diagram

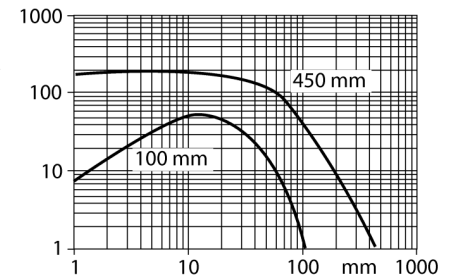


Functional principle

Identical to retro-reflective sensors, emitter and receiver circuitry are incorporated in the same housing of the diffuse mode sensors. However, diffuse mode sensors do not detect the interruption of the light beam but the reflection of the target. A target is detected if it reflects sufficient light back to the receiver. The switching distance of diffuse mode sensors thus largely depends on the reflectivity of the target.

Excess gain curve

Excess gain in relation to the distance



Type code	QS18VP6DB
Ident no.	3061666
Operating mode	diffuse mode sensor
Light type	IR
Wavelength	940 nm
Range	0...450 mm
Ambient temperature	-20...+70 °C
Operating voltage	10...30VDC
Residual ripple	< 10 % U _s
DC rated operational current	≤ 100 mA
Short-circuit protection	yes
Reverse polarity protection	yes
Output function	NO/NC , PNP
Switching frequency	≤ 800 Hz
Readiness delay	≤ 200 ms
Design	rectangular, QS18
Dimensions	21.1 x 15 x 35 mm
Housing material	plastic, ABS
Lens	plastic, acrylic
Connection	cable, PVC
Cable length	2 m
Cable cross section	4 x 0.35 mm ²
Protection class	IP67
Power-on indication	LED green
Switching state	LED yellow
Error indication	LED green flashing
Excess gain indication	LED yellow flashing

Photoelectric sensor
diffuse mode sensor
QS18VP6DB

TURCK

Industrial
Automation

Accessories

Type code	Ident no.	Description	Dimension drawing
SMB18A	3033200	Mounting bracket, stainless steel, for sensors with 18 mm thread	
SMBQS18A	3069721	Mounting bracket, stainless steel, for 18 mm thread	
SMBQS18AF	3067467	Mounting bracket, stainless steel, for 18 mm thread	