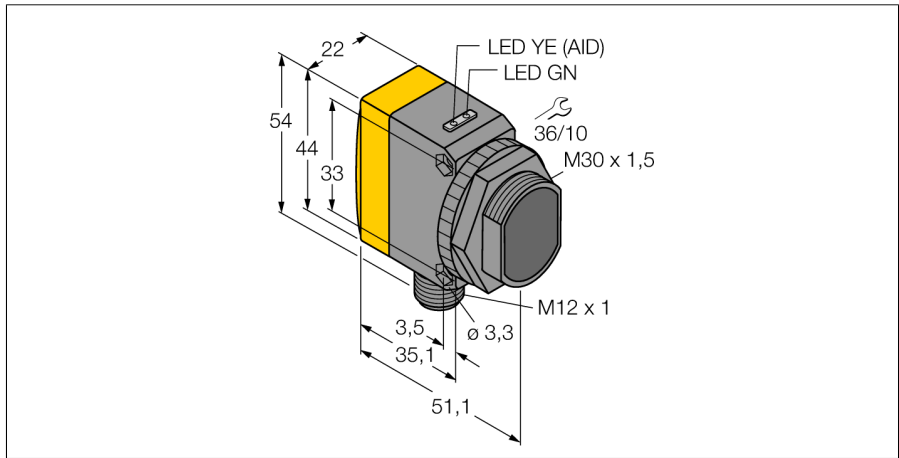
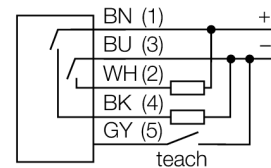


Photoelectric sensor
diffuse mode sensor with adjustable background suppression
QS30AFF400Q

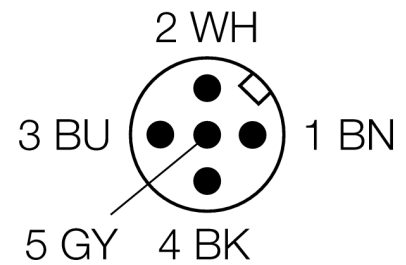


- Male M12 x 1, 5-pin
- Protection class IP67
- LED all-round visible
- Sensitivity adjusted via potentiometer
- Operating voltage: 10...30 VDC
- Switching output, bipolar
- Light or dark operation

Wiring diagram



Type code	QS30AFF400Q
Ident no.	3011987
Operating mode	Diffuse mode sensor with adjustable foreground suppression
Light type	red
Wavelength	660 nm
Range	50...400 mm
Ambient temperature	-10...+55 °C
Operating voltage	10...30VDC
Residual ripple	< 10 % U _s
DC rated operational current	≤ 150 mA
No-load current I ₀	≤ 45 mA
Short-circuit protection	yes
Reverse polarity protection	yes
Output function	NO contact, PNP/NPN
Switching frequency	≤ 500 Hz
Readiness delay	≤ 250 ms
Design	rectangular, QS30
Dimensions	35 x 22 x 57 mm
Housing material	plastic, ABS, yellow
Lens	plastic, acrylic
Connection	male, M12 x 1
Protection class	IP67
Power-on indication	LED green
Switching state	LED yellow
Error indication	LED green flashing
Excess gain indication	LED red flashing

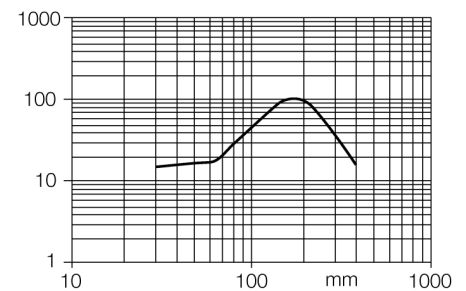


Functional principle

Diffuse mode sensors with background suppression operate with a single emitter and several receiver elements. The target's position and the optical structure of the sensor determine which receiver element gets the most light. The sensor electronics then determines whether the reflecting target is in or outside the measuring range. The sensors are available with adjustable or fixed cut-off point.





Excess gain curve

Excess gain in relation to distance




**Photoelectric sensor
diffuse mode sensor with adjustable background suppression
QS30AFF400Q**

Accessories

Type code	Ident no.	Description	Dimension drawing
SMB30A	3032723	Mounting bracket, stainless steel, for sensors with 30 mm thread	
SMBQS30L	3002809	Mounting bracket, stainless steel, for QS30 series	
SMBQS30Y	3002811	Protective housing, stainless steel, for QS30 series	
SMBQS30YL	3072741	Protective housing with safety glass panel, stainless steel, for QS30 series	

Wiring accessories

Type code	Ident no.	Description	Dimension drawing
WKC4.5T-2/TEL	6625028	Connection cable, female M12, angled, 5-pin, cable length: 2 m, sheath material: PVC, black; cULus approval; other cable lengths and qualities available, see www.turck.com	

**Photoelectric sensor
diffuse mode sensor with adjustable background suppression
QS30AFF400Q**

Wiring accessories

Type code	Ident no.	Description	Dimension drawing
RKC4.5T-2/TEL	6625016	Connection cable, female M12, straight, 5-pin, cable length: 2 m, sheath material: PVC, black; cULus approval; other cable lengths and qualities available, see www.turck.com	