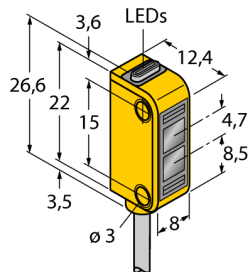
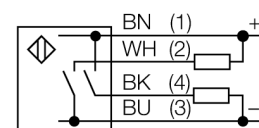


Photoelectric sensor
diffuse mode sensor with fixed-field background suppression
miniature sensor
Q12AB6FF30



- Cable, PVC, 2 m
- Protection class IP67
- LED all-round visible
- Indication of insufficient excess gain
- Operating voltage: 10...30 VDC
- Switching output, bipolar, light operation

Wiring diagram

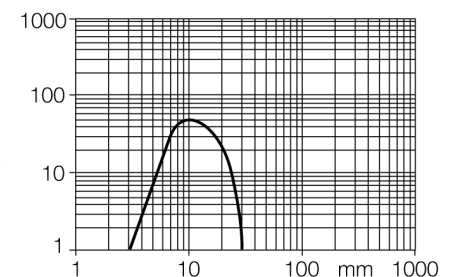


Functional principle

The emitter and receiver are incorporated in a single housing. The light reflection of the target is detected and triggers the sensor to switch. Thus the switching distance largely depends on the reflectivity of the target.

Excess gain curve

Excess gain in relation to the distance



Type code	Q12AB6FF30
Ident no.	3072110
Operating mode	diffuse mode sensor with fixed-field background suppression
Light type	red
Wavelength	640 nm
Range	3...30 mm
Ambient temperature	-20...+55 °C
Operating voltage	10...30VDC
Residual ripple	< 10 % U _s
DC rated operational current	≤ 50 mA
No-load current I ₀	≤ 20 mA
Short-circuit protection	yes
Reverse polarity protection	yes
Output function	NO, light operation, PNP/NPN
Switching frequency	≤ 700 Hz
Readiness delay	≤ 120 ms
Design	rectangular, Q12
Dimensions	12.4 x 8 x 26.6 mm
Housing material	plastic, Elastomere, yellow
Lens	plastic, polycarbonate
Connection	cable, PVC
Cable length	2 m
Cable cross section	4 x 0.34 mm ²
Protection class	IP67
MTTF	135 years acc. to SN 29500 (Ed. 99) 40 °C
Power-on indication	LED green
Switching state	LED yellow
Error indication	LED green
Excess gain indication	LED yellow flashing

**Photoelectric sensor
diffuse mode sensor with fixed-field background suppression
miniature sensor
Q12AB6FF30**

Accessories

Type code	Ident no.	Description	Dimension drawing
SMBQ12A	3074341	Mounting bracket; material VA 1.4401, for photoelectric sensor, Q12 series	
SMBQ12T	3073722	Mounting bracket; material VA 1.4401, for photoelectric sensor, Q12 series	