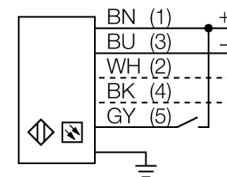


**Photoelectric sensor
opposed mode sensor (emitter)
emitter
LX6EQ**



- Cable with male end M12 x 1, 5-pin, 0.15 m
- Protection class IP65
- Scan field 143 mm
- Minimum target size 9.5 mm
- Operating voltage: 10...30 VDC
- Programmable connection for reduced sensing range

Wiring diagram




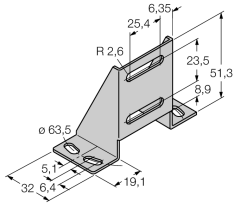
Functional principle

Light screens are especially suited to monitor large areas. They consist of an emitter and a receiver unit. Switching light screens are available with scanning heights of up to 599 mm.

Type code	LX6EQ
Ident no.	3002673
Operating mode	light screen
Light type	IR
Wavelength	880 nm
Optical resolution	9.5 mm
Range	150...2000 mm
Detection zone height	143 mm
Ambient temperature	-20...+70 °C
Operating voltage	10...30VDC
Residual ripple	< 10 % U _s
No-load current I ₀	≤ 100 mA
Short-circuit protection	yes
Reverse polarity protection	yes
Design	rectangular, LX
Dimensions	31.8 x 25.4 x 189.6 mm
Housing material	metal, AL, grey
Lens	plastic, acrylic
Connection	cable with connector, PVC, M12 x 1
Cable length	0.15 m
Cable cross section	5 x 0.5 mm ²
Protection class	IP65
MTTF	74 years acc. to SN 29500 (Ed. 99) 40 °C
Power-on indication	LED green
Error indication	LED red flashing

**Photoelectric sensor
opposed mode sensor (emitter)
emitter
LX6EQ**

Accessories

Type code	Ident no.	Description	Dimension drawing
SMBLX	3002915	Mounting bracket, galvanized steel, for LX series, 2 pcs., not included in delivery	 
SMBLXR	3002914	Foot, galvanized steel, for LX series	

Wiring accessories

Type code	Ident no.	Description	Dimension drawing
MQDEC2-506	3060810	Anschlusskabel, PVC, geschirmt, Länge 1.83 m, M12 x 1 Kupplung 5-polig auf offenes Ende	
MQDEC2-506RA	3060813	Anschlusskabel, PVC, geschirmt, Länge 1.83 m, M12 x 1 Kupplung gewinkelt 5-polig auf offenes Ende	