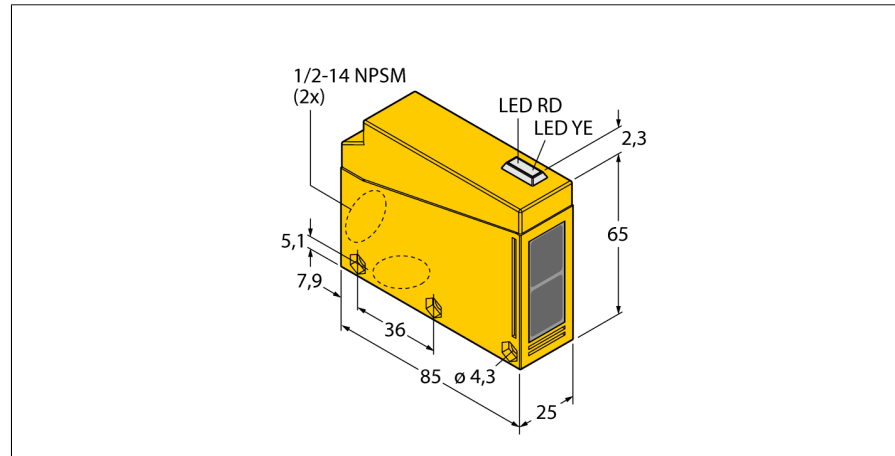
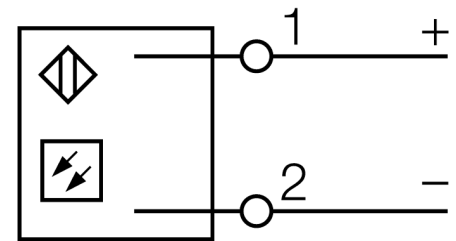


**photoelectric sensor  
opposed mode sensor (emitter)  
Q853E-B**

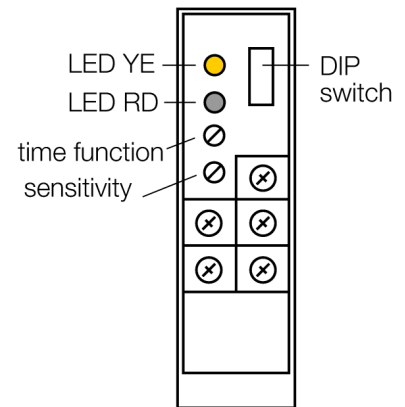


- Integrated terminal chamber
- Cable glands, offset installation by 90° in two places
- Protection class IP67
- Operating voltage: 12...240 VDC, 24...240 VAC

**Wiring diagram**



<b>Type code</b>	Q853E-B
Ident no.	3031649
<b>Operating mode</b>	opposed mode sensor (emitter)
Light type	red
Wavelength	680 nm
Range	0...23000 mm
Ambient temperature	-25...+55 °C
<b>Operating voltage</b>	12...240VDC
Operating voltage	24...240 VAC
DC rated operational current	≤ 3000 mA
AC rated operational current	≤ 3000 mA
<b>Design</b>	rectangular, Q85
Dimensions	85 x 65 x 25 mm
Housing material	plastic, ABS, yellow
Lens	acrylic, Plastic
Connection	terminal chamber
Protection class	IP67



**Functional principle**

Opposed mode sensors consist of a separate emitter and receiver. These are installed directly opposite each other so that the light from the emitter is aimed directly at the receiver. When an object interrupts or weakens the light beam, the sensor switches. Opposed mode sensors are the most reliable photoelectric sensors for detection of opaque targets. An excellent contrast between light and dark conditions and an extremely high excess gain are typical of this sensing mode, thus allowing operation over larger distances and under difficult conditions, e.g. dirt build-up on the lens or sensor misalignment.

