



SIRIUS MCU MOTOR STARTER EN. DEGR. OF PROTEC. IP55 PLASTIC COMMUNICATION AS-INTERFACE ELECTROMECHANICAL SWITCHING SHORT-CIRCUIT PROTECTION W. CB DIRECT-ON-LINE STARTER BRAKE WITHOUT PERFORMANCE CLASS 2.00A MOTOR PROTEC. CIRCUIT-BREAKER WITH BIMETAL-THERMAL ROTARY DRIVE GRAY / BLACK MANUAL OPERATION WITHOUT CONNEX POWER M-SCREW CONNECTION STANDARD PRODUCT

General details:

Design of the product		direct starter
Product function		
• bus-communication		Yes
• short circuit protection		Yes
Protocol / is supported		
• AS interface protocol		Yes
• PROFINET protocol		No
• PROFIBUS DP protocol		No
Product component / outlet for engine brake		No
Product equipment		
• brake control with 24 V DC		No
• brake control with 180 V DC		No
• brake control with 500 V DC		No
• brake control with 230 V AC		No
• brake control with 400 V AC		No
Product extension		
• braking module for brake control		No
Type of assignment		1
Width	mm	182

Height	mm	220
Depth	mm	145
Operating cycles / minimum	1/h	80
Reference code		
<ul style="list-style-type: none"> • according to DIN 40719 extended according to IEC 204-2 / according to IEC 750 • according to DIN EN 61346-2 		A
		Q

Control circuit:

Type of voltage		DC
Control supply voltage		
<ul style="list-style-type: none"> • for DC / rated value / minimum 	V	20.4
<ul style="list-style-type: none"> • for DC / rated value / maximum 	V	26.4
Number of digital inputs		0

Main circuit:

Design of the short-circuit protection		circuit-breakers
Type of the motor protection		bimetal
Design of the switching contact		electromechanical
Operating current / at 400 V / for AC / rated value	A	2
Operating voltage / rated value		
<ul style="list-style-type: none"> • minimum 	V	340
<ul style="list-style-type: none"> • maximum 	V	440
Service power		
<ul style="list-style-type: none"> • at AC-3 / at 400 V / rated value 	kW	0.75
<ul style="list-style-type: none"> • for three-phase servomotors / at 400 V / at 50 Hz / minimum 	kW	0.75
<ul style="list-style-type: none"> • for three-phase servomotors / at 400 V / at 50 Hz / maximum 	kW	0.75
Adjustable response current / of the current-dependent overload release		
<ul style="list-style-type: none"> • initial value 	A	1.4
<ul style="list-style-type: none"> • final value 	A	2
Breaking capacity limit short-circuit current (I_{cu}) / at 400 V / rated value	A	50,000
Number of poles / for main current circuit		3




Connection type:

Design of the electrical connection / for main current circuit		screw-type terminals
---	--	----------------------

Ambient conditions:

Protection class IP		IP55
Ambient temperature		
<ul style="list-style-type: none"> • during operating 	°C	-25 ... +35

Certificates/approvals:

General Product Approval	Declaration of Conformity	Test Certificates	other
	 GOST	 EG-Konf.	Type Test Certificates/Test Report Confirmation Environmental Confirmations

Further information:

Information- and Downloadcenter (Catalogs, Brochures,...)

<http://www.siemens.com/industrial-controls/catalogs>

Industry Mall (Online ordering system)

<http://www.siemens.com/industrial-controls/mall>

CAX-Online-Generator

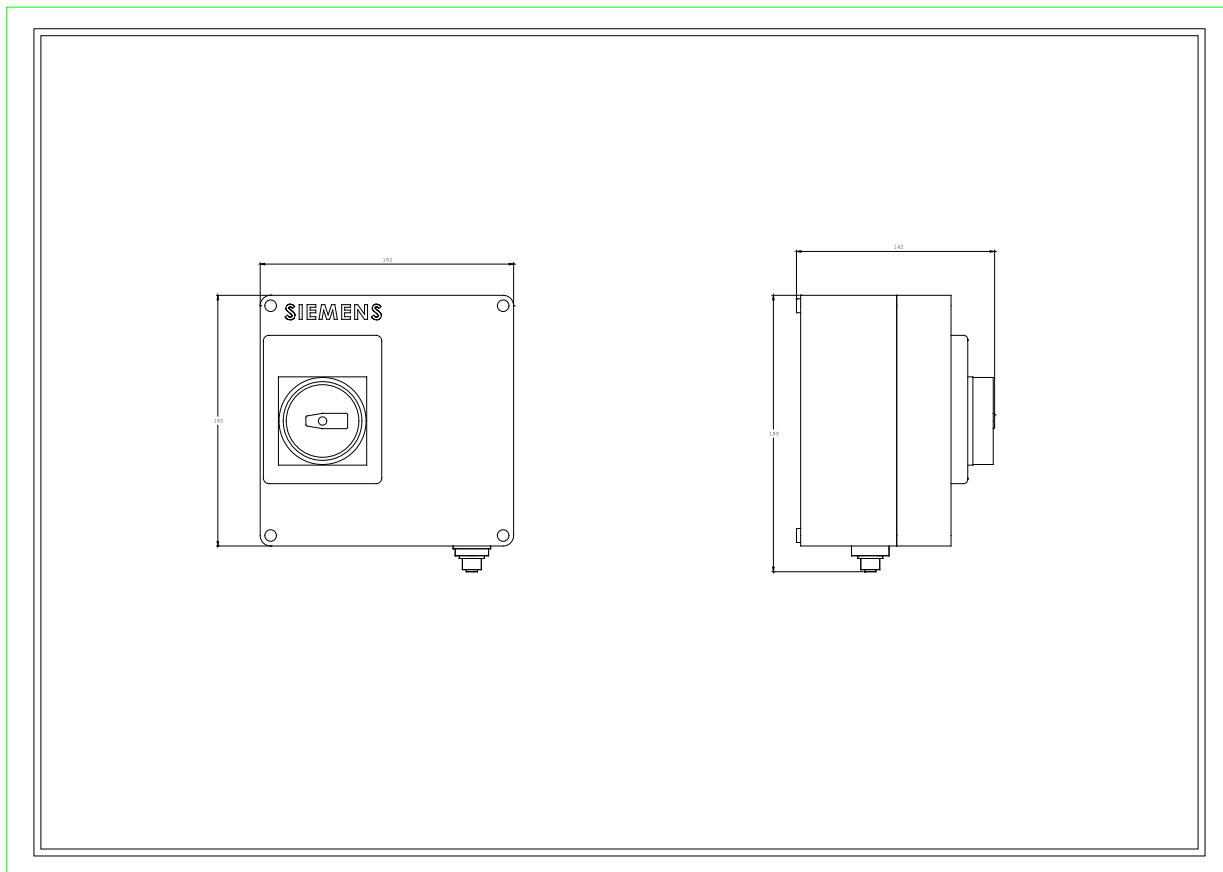
<http://www.siemens.com/cax>

Service&Support (Manuals, Certificates, Characteristics, FAQs,...)

<http://support.automation.siemens.com/WW/view/en/3RK4320-3FR51-0BA0/all>

Image database (product images, 2D dimension drawings, 3D models, device circuit diagrams, ...)

http://www.automation.siemens.com/bilddb/cax_en.aspx?mlfb=3RK4320-3FR51-0BA0



last change:

Jul 21, 2014