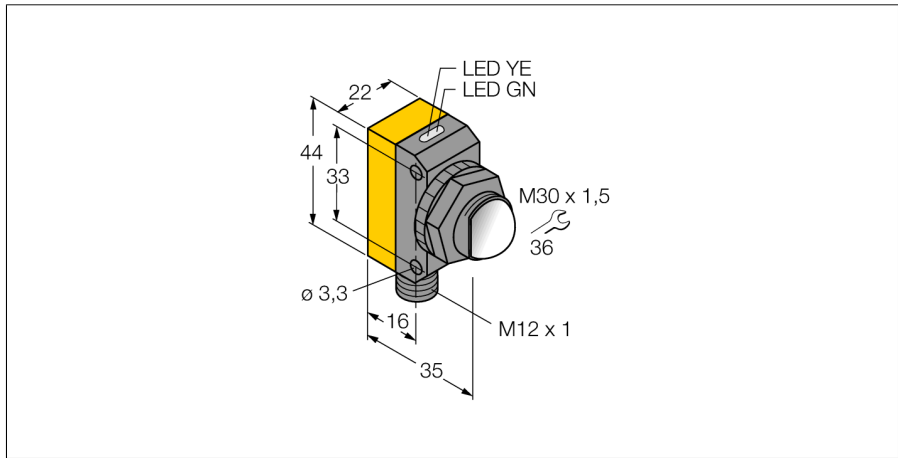
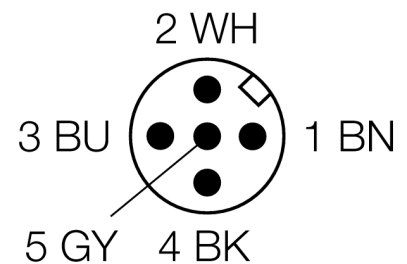
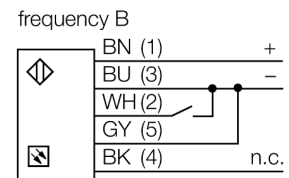
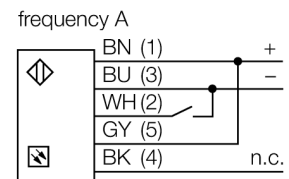


**Photoelectric sensor
opposed mode sensor (emitter)
QS30EXQ**



- Male M12 x 1, 5-pin
- Protection class IP67
- LED all-round visible
- Selectable operating frequency, protection against crosstalk
- Emitter LED, switchable
- Operating voltage: 10...30 VDC

Wiring diagram

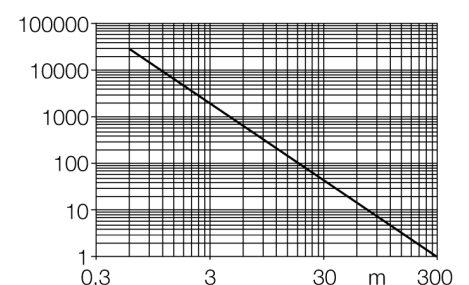


Functional principle

Opposed mode sensors consist of an emitter and receiver. They are installed opposite to each other so that the light from the emitter is aimed directly at the receiver. When an object interrupts or weakens the light beam, the sensor switches. Large distance operation is possible due to an excellent light/dark contrast and an extremely high excess gain.

Excess gain curve




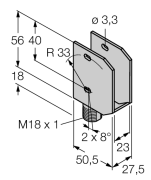
Excess gain in relation to the distance




Type code	QS30EXQ
Ident no.	3071561
Operating mode	opposed mode sensor (emitter)
Light type	IR
Wavelength	875 nm
Range	0...300000 mm
Ambient temperature	-20...+60 °C
Operating voltage	10...30VDC
Residual ripple	< 10 % U _s
No-load current I ₀	≤ 70 mA
Short-circuit protection	yes
Reverse polarity protection	yes
Readiness delay	≤ 100 ms
Design	rectangular, QS30
Dimensions	35 x 22 x 57 mm
Housing material	plastic, ABS, yellow
Lens	plastic, acrylic
Connection	male, M12 x 1
Protection class	IP68 / IP69K
MTTF	402 years acc. to SN 29500 (Ed. 99) 40 °C
Power-on indication	LED green

**Photoelectric sensor
opposed mode sensor (emitter)
QS30EXQ**

Accessories

Type code	Ident no.	Description	Dimension drawing
SMB30A	3032723	Mounting bracket, stainless steel, for sensors with 30 mm thread	
SMBQS30L	3002809	Mounting bracket, stainless steel, for QS30 series	
SMBQS30Y	3002811	Protective housing, stainless steel, for QS30 series	
SMBQS30YL	3072741	Protective housing with safety glass panel, stainless steel, for QS30 series	

Wiring accessories

Type code	Ident no.	Description	Dimension drawing
WKC4.5T-2/TEL	6625028	Connection cable, female M12, angled, 5-pin, cable length: 2 m, sheath material: PVC, black; cULus approval; other cable lengths and qualities available, see www.turck.com	

**Photoelectric sensor
opposed mode sensor (emitter)
QS30EXQ**

Wiring accessories

Type code	Ident no.	Description	Dimension drawing
RKC4.5T-2/TEL	6625016	Connection cable, female M12, straight, 5-pin, cable length: 2 m, sheath material: PVC, black; cULus approval; other cable lengths and qualities available, see www.turck.com	