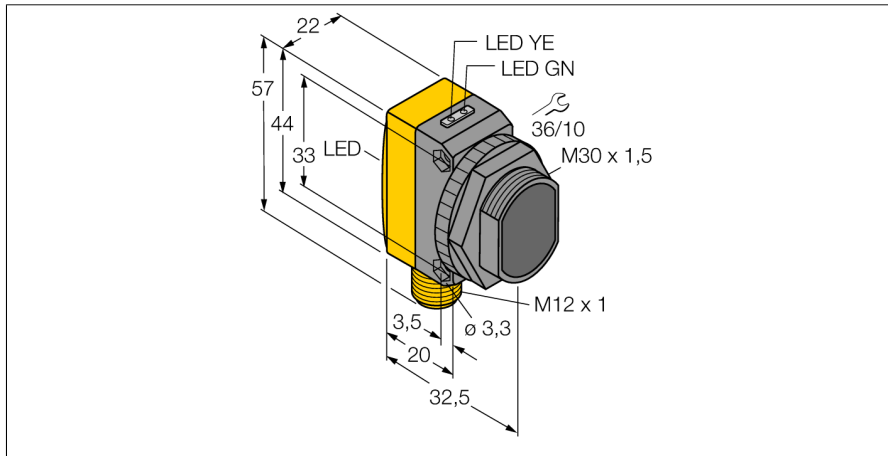
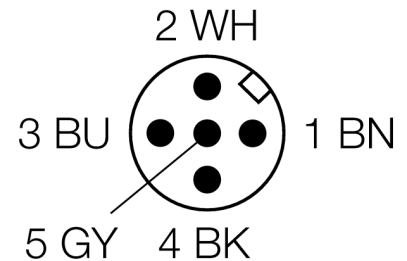
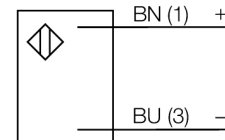


**Photoelectric sensor  
opposed mode sensor (emitter)  
QS30EQ**



- Male M12 x 1, 5-pin
- Protection class IP67
- LED all-round visible
- Operating voltage: 10...30 VDC

**Wiring diagram**



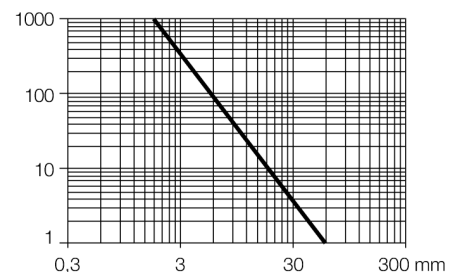
<b>Type code</b>	QS30EQ
Ident no.	3073082
<b>Operating mode</b>	opposed mode sensor (emitter)
Light type	IR
Wavelength	875 nm
Range	0...60000 mm
Ambient temperature	-20...+70 °C
<b>Operating voltage</b>	10...30VDC
Residual ripple	< 10 % U <sub>s</sub>
No-load current I <sub>0</sub>	≤ 70 mA
Short-circuit protection	yes
Reverse polarity protection	yes
Readiness delay	≤ 100 ms
<b>Design</b>	rectangular, QS30
Dimensions	35 x 22 x 57 mm
Housing material	plastic, ABS, yellow
Lens	plastic, acrylic
Connection	male, M12 x 1
Protection class	IP67
MTTF	402 years acc. to SN 29500 (Ed. 99) 40 °C
<b>Power-on indication</b>	LED green
Error indication	LED green

**Functional principle**

Opposed mode sensors consist of an emitter and receiver. They are installed opposite to each other so that the light from the emitter is aimed directly at the receiver. When an object interrupts or weakens the light beam, the sensor switches. Large distance operation is possible due to an excellent light/dark contrast and an extremely high excess gain.





**Excess gain curve**

Excess gain in relation to the distance




**Photoelectric sensor  
opposed mode sensor (emitter)  
QS30EQ**

**Accessories**

Type code	Ident no.	Description	Dimension drawing
SMB30A	3032723	Mounting bracket, stainless steel, for sensors with 30 mm thread	
SMBQS30L	3002809	Mounting bracket, stainless steel, for QS30 series	
SMBQS30Y	3002811	Protective housing, stainless steel, for QS30 series	
SMBQS30YL	3072741	Protective housing with safety glass panel, stainless steel, for QS30 series	

**Wiring accessories**

Type code	Ident no.	Description	Dimension drawing
WKC4.5T-2/TEL	6625028	Connection cable, female M12, angled, 5-pin, cable length: 2 m, sheath material: PVC, black; cULus approval; other cable lengths and qualities available, see <a href="http://www.turck.com">www.turck.com</a>	

**Photoelectric sensor  
opposed mode sensor (emitter)  
QS30EQ**

**Wiring accessories**

Type code	Ident no.	Description	Dimension drawing
RKC4.5T-2/TEL	6625016	Connection cable, female M12, straight, 5-pin, cable length: 2 m, sheath material: PVC, black; cULus approval; other cable lengths and qualities available, see <a href="http://www.turck.com">www.turck.com</a>	