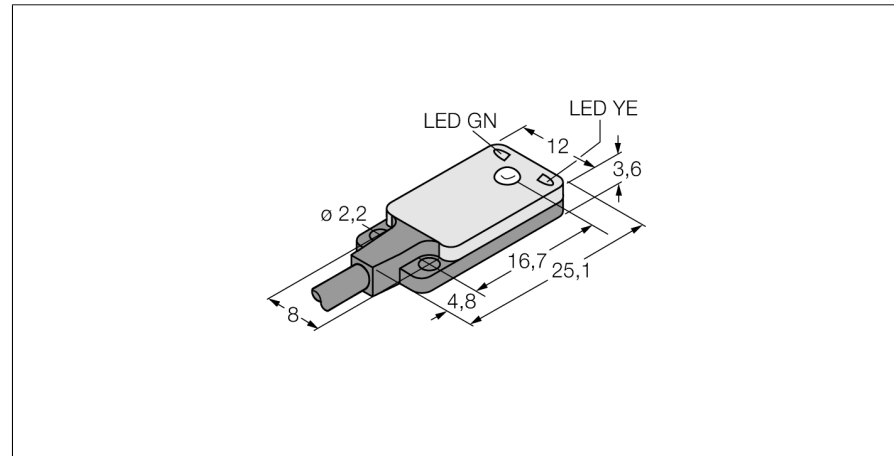
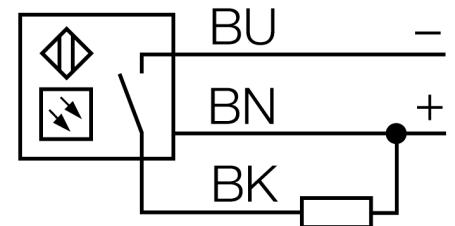


**Photoelectric sensor
opposed mode sensor (emitter/receiver)
miniature sensor
VS2KAN5V**



- Cable, 2 m, 3-wire
- Operating voltage: 10...30 VDC
- Ultraflat design
- NPN switching output, light operation

Wiring diagram

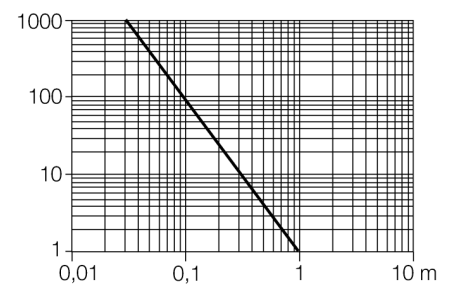


Functional principle

Opposed mode sensors consist of an emitter and receiver. They are installed opposite each other so that the light from the emitter is aimed directly at the receiver. When an object interrupts or weakens the light beam, the sensor switches. Opposed mode sensors are the most reliable photoelectric sensors for detection of opaque targets. An excellent contrast between light and dark conditions and an extremely high excess gain are typical of this sensing mode, thus allowing operation over larger distances and under difficult conditions.

Excess gain curve

Excess gain in relation to the distance



Type code	VS2KAN5V
Ident no.	3058220
Operating mode	opposed mode sensor (emitter/receiver)
Light type	red
Wavelength	660 nm
Range	0...1200 mm
Ambient temperature	-20...+55 °C
Operating voltage	10...30VDC
Residual ripple	< 10 % U _s
DC rated operational current	≤ 50 mA
Short-circuit protection	yes
Reverse polarity protection	yes
Output function	NO contact, NPN
Switching frequency	≤ 500 Hz
Readiness delay	≤ 100 ms
Design	rectangular, VS2
Dimensions	4.7 x 12 x 25.1 mm
Housing material	plastic, ABS
Lens	plastic, MABS
Connection	cable, PVC
Cable length	2 m
Cable cross section	3 x 0.34 mm ²
Protection class	IP67
Power-on indication	LED green
Switching state	LED yellow
Error indication	LED green flashing
Alarm display	LED yellow flashing