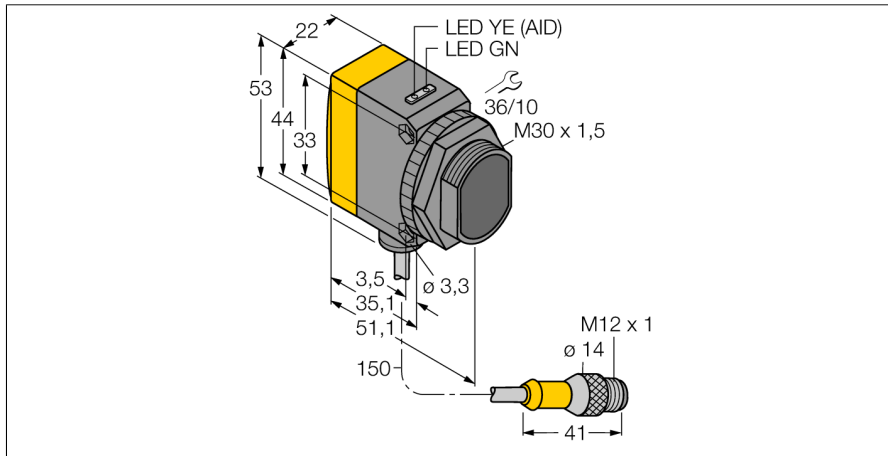
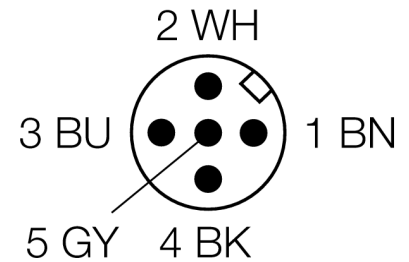


**Photoelectric sensor
opposed mode sensor (emitter/receiver)
for water detection
QS30RXH2OUQ5**



- Male M12 x 1, 5-pin
- Protection class IP67
- LED all-round visible
- Selectable operating frequency, protection against crosstalk
- Operating voltage: 15...30 VDC
- Analog output, 0...10 V

Wiring diagram




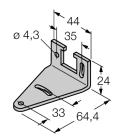
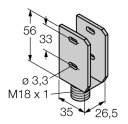
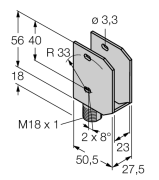
Functional principle

The opposed mode sensor incorporates an emitter and a receiver. The emitter emits light in the near IR range with a wavelength of 1450 nm, which approximates one of the absorption edges of water. The resulting high contrast ratio leads to a particularly high sensitivity with water or media containing water as opposed to transparent media. The receiver converts the light intensity to an analog output signal of 0...10 V, whereby 0 V indicates the continuous light beam and 10 V indicates the blocked light beam.


Type code	QS30RXH2OUQ5
Ident no.	3079181
Operating mode	opposed mode sensor (receiver)
Range	0...4000 mm
Ambient temperature	-20...+60 °C
Operating voltage	15...30VDC
Residual ripple	< 10 % U _n
DC rated operational current	≤ 65 mA
Short-circuit protection	yes
Reverse polarity protection	yes
Output function	analog, analog output
Voltage output	0...10V
Load resistance	≥ 2000 Ω
Response time	< 25 ms
Design	rectangular, QS30
Dimensions	54.3 x 22 x 57 mm
Housing material	plastic, ABS, yellow
Lens	plastic, acrylic
Connection	cable with connector, M12 x 1
Cable length	0.15 m
Cable cross section	5 x 0.5 mm ²
Protection class	IP67
Power-on indication	LED green
Switching state	LED yellow
Error indication	LED green flashing
Excess gain indication	LED yellow flashing

**Photoelectric sensor
opposed mode sensor (emitter/receiver)
for water detection
QS30RXH2OUQ5**

Accessories

Type code	Ident no.	Description	Dimension drawing
SMB30A	3032723	Mounting bracket, stainless steel, for sensors with 30 mm thread	
SMBQS30L	3002809	Mounting bracket, stainless steel, for QS30 series	
SMBQS30Y	3002811	Protective housing, stainless steel, for QS30 series	
SMBQS30YL	3072741	Protective housing with safety glass panel, stainless steel, for QS30 series	

Wiring accessories

Type code	Ident no.	Description	Dimension drawing
WKC4.5T-2/TEL	6625028	Connection cable, female M12, angled, 5-pin, cable length: 2 m, sheath material: PVC, black; cULus approval; other cable lengths and qualities available, see www.turck.com	

**Photoelectric sensor
opposed mode sensor (emitter/receiver)
for water detection
QS30RXH2OUQ5**

Wiring accessories

Type code	Ident no.	Description	Dimension drawing
RKC4.5T-2/TEL	6625016	Connection cable, female M12, straight, 5-pin, cable length: 2 m, sheath material: PVC, black; cULus approval; other cable lengths and qualities available, see www.turck.com	