



TIME RELAY, ON-DELAY, 1 SEMICONDUCTOR,
4 RANGES (1,4,32,256 NO),
AC/DC 90...240 V, 2-WIRE

General technical data:		
product brand name		SIRIUS
Product designation		timing relay
Protection class IP / of the terminal		IP20
mounting position		any
Product function		
<ul style="list-style-type: none"> at the relay outputs / changeover delayed/without delay 		No
Product component / semi-conductor output		Yes
Product extension / optional / remote control		No
Product extension / strictly required / remote control		No
Installation altitude / at a height over sea level / maximum	m	2,000
Ambient temperature		
<ul style="list-style-type: none"> during storage 	°C	-40 ... +85
<ul style="list-style-type: none"> during operating 	°C	-25 ... +60
<ul style="list-style-type: none"> during transport 	°C	-40 ... +85
Relative humidity		
<ul style="list-style-type: none"> during operating phase 	%	15 ... 70
Conductor-bound parasitic coupling BURST / according to IEC 61000-4-4		2 kV network connection / 1 kV control connection
Conductor-bound parasitic coupling conductor-earth SURGE / according to IEC 61000-4-5		2 kV

Conductor-bound parasitic coupling conductor-conductor SURGE / according to IEC 61000-4-5		1 kV
Electrostatic discharge / according to IEC 61000-4-2		4 kV contact discharge / 8 kV air discharge
Field-bound parasitic coupling / according to IEC 61000-4-3		10 V/m
Impulse voltage resistance / rated value	V	4,000
Active power loss / total / typical	W	1
Reference code / according to DIN 40719 extended according to IEC 204-2 / according to IEC 750		K
Reference code / according to DIN EN 61346-2		K
Category / according to EN 954-1		none
Protection against electrical shock		finger-safe

Switching Function:

Switching function		
• slow-operating		Yes
• making pulse contact		No
• relapse delayed		No
• with control signal		
• additive ON delay		No
• passing break contact		No
• OFF delay		No
• slow-operating/instantaneous contact		No
• with control signal		
• OFF delay/instantaneous		No
• ON delay/OFF delay/instantaneous		No
• making pulse contact/instantaneous contact		No
• with control signal		
• passing break contact/instantaneous		No
• pulse-shaping/instantaneous		No
Adjustable time	s	0.05 ... 240

Control circuit/ Control:

Voltage type / of control feed voltage		AC/DC
Control supply voltage frequency		
• 1	Hz	50 ... 60
Control supply voltage		
• 1		
• at 50 Hz		
• for AC	V	90 ... 240
• at 60 Hz		
• for AC	V	90 ... 240

• for DC	V	90 ... 240
Operating range factor control supply voltage rated value		
• at 50 Hz		
• for AC		0.85 ... 1.1
• at 60 Hz		
• for AC		0.85 ... 1.1
• for DC		0.8 ... 1.1

Auxiliary circuit:

Operating current / of auxiliary contacts		
• at DC-13		
• minimum	A	0.01
• maximum	A	0.6
• for AC-140		
• maximum	A	0.01
• maximum	A	0.6
Number of NC contacts / delayed switching		0
Number of NC contacts / non-delayed		0
Number of NO contacts / delayed switching		1
Number of NO contacts / non-delayed		0
Number of change-over switches / delayed switching		0
Number of change-over switches / non-delayed		0

Short-circuit:

Design of the fuse link / for short-circuit protection of the auxiliary switch / required		fuse gL/gG: 4 A
Mounting type		screw and snap-on mounting onto 35 mm standard mounting rail




Installation/ mounting/ dimensions:

Width	mm	22.5
Height	mm	83
Depth	mm	91
Distance, to be maintained, to the ranks assembly		
• upwards	mm	0
• forwards	mm	0
• sideways	mm	0
• backwards	mm	0
• downwards	mm	0
Distance, to be maintained, to earthed part		
• backwards	mm	0
• sideways	mm	0

• upwards	mm	0
• forwards	mm	0
• downwards	mm	0
Distance, to be maintained, conductive elements		
• downwards	mm	0
• backwards	mm	0
• sideways	mm	0
• forwards	mm	0
• upwards	mm	0

Connections/ terminals:

Design of the electrical connection		
• for auxiliary and control current circuit		screw-type terminals

General Product Approval	Declaration of Conformity	Test Certificates
  		Special Test Certificate

Shipping Approval					
					

other		
Confirmation	other	Environmental Confirmations

Further information:

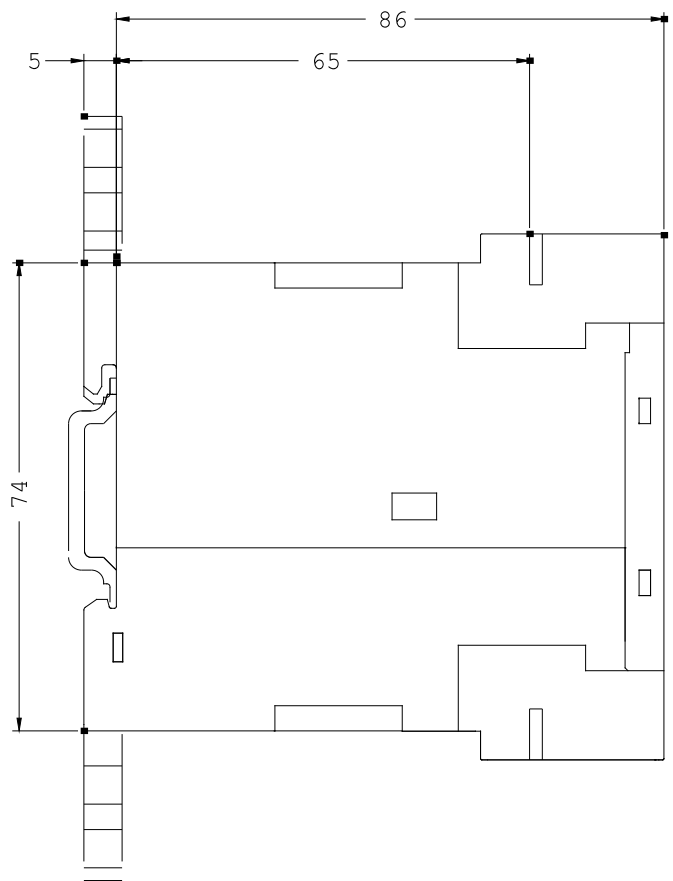
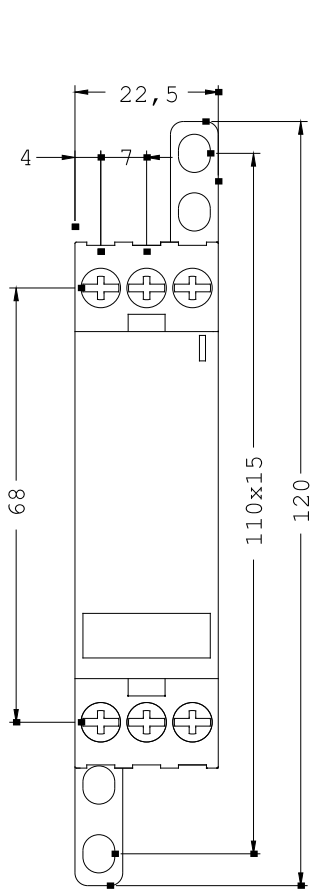
- Information- and Downloadcenter (Catalogs, Brochures,...)**
<http://www.siemens.com/industrial-controls/catalogs>

- Industry Mall (Online ordering system)**
<http://www.siemens.com/industrial-controls/mall>

- Cax online generator**
<http://www.siemens.com/cax>

- Service&Support (Manuals, Certificates, Characteristics, FAQs,...)**
<http://support.automation.siemens.com/WW/view/en/3RP1527-1EM30/all>

- Image database (product images, 2D dimension drawings, 3D models, device circuit diagrams, ...)**
http://www.automation.siemens.com/bilddb/cax_en.aspx?mlfb=3RP1527-1EM30



last change:

Jul 28, 2014