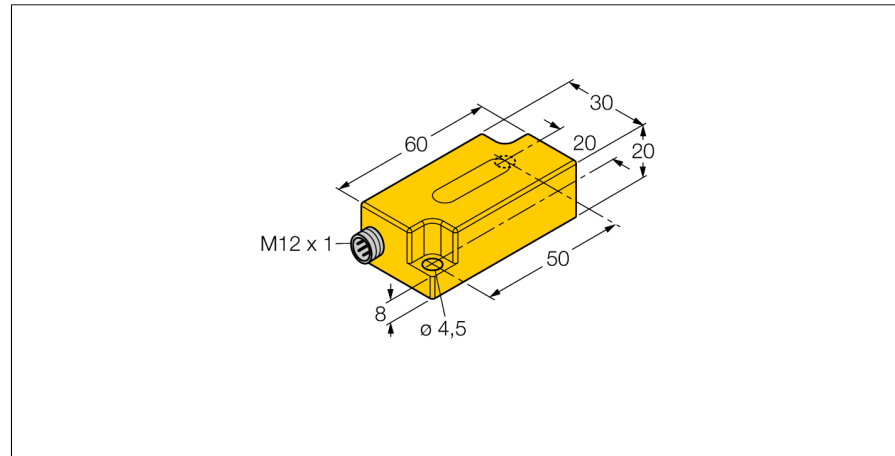
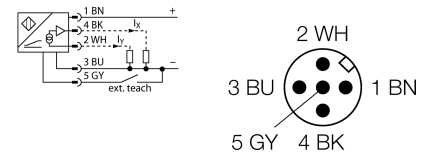


Inclinometer
B2N85H-Q20L60-2LI2-H1151



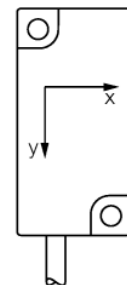
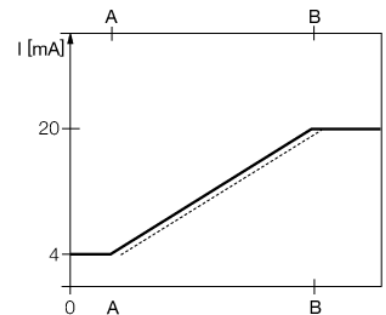
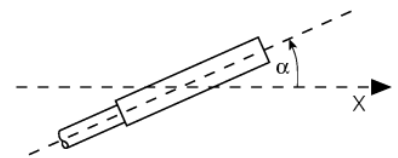
- Plastic, PC
- Zero point calibration +/- 15°
- Two analog outputs
- Male M12 x 1

Wiring diagram



Functional principle


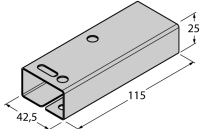
Inclination is determined by a wear-free semi-conducting sensor element.



Type code	B2N85H-Q20L60-2LI2-H1151
Ident no.	1534032
Measuring range	-85...+85°
Measuring range x-axis	-85...+85°
measuring range y-axis	-85...+85°
Repeatability	≤ 0.2 % of measuring range A - B ≤ 0.1 %, after warm-up 0.5 h
Absolute accuracy (at 25 °C)	+/- 0.5 °
Temperature coefficient typical	0.03 °/K
Resolution	≤ 0.14 °
Ambient temperature	-30...+70 °C
Operating voltage	10...30VDC
No-load current I ₀	≤ 20 mA
Rated insulation voltage	≤ 0.5 kV
Wire breakage / Reverse polarity protection	yes/ yes
Output function	4-wire, analog output
Current output	4...20mA
Load resistance current output	≤ 0.2 kΩ
Response time	short-circuit proof to U ₀ (= 10...30 VDC) 0.1 s time for the output signal to achieve 90% of full scale if the angle changes from -85° to +85°
Design	rectangular, Q20L60
Dimensions	60 x 30 x 20 mm
Housing material	plastic, PC
Connection	male, M12 x 1
Vibration resistance	55 Hz (1 mm)
Shock resistance	30 g (11 ms)
Protection class	IP68 / IP69K
MTTF	203 years acc. to SN 29500 (Ed. 99) 40 °C
Mounting instructions / Description	Tilt angle

Inclinometer
B2N85H-Q20L60-2LI2-H1151

Accessories

Type code	Ident no.	Description	Dimension drawing
VB2-SP3	6999085	Teach adapter	
SG-Q20L60	6901100	Protective frame for Q20L60; protects against mechanical impact; stainless steel	
IM43-13-SR	7540041	Limit value monitor; 1-channel; input 0/4...20 mA or 0/2...10 V; supply of 2- or 3-wire transmitters/sensors; limit value adjustment via teach button; three relay outputs with one NO contact each; removable terminal blocks; 27 mm wide; universal voltage supply 20...250 VUC; further limit value monitors are described in our "Interface Technology" catalog.	