



CONTACTOR, AC-3 4 KW/400 V, 1 NO,
DC 220 V, 3-POLE, SIZE S00, CAGE CLAMP

General technical data:

product brand name		SIRIUS
Size of the contactor		S00
Protection class IP / on the front		IP20
Degree of pollution		3
Installation altitude / at a height over sea level / maximum	m	2,000
Ambient temperature / during operating	°C	-25 ... +60
Mechanical operating cycles as operating time		
<ul style="list-style-type: none"> • of the contactor / typical 		30,000,000
<ul style="list-style-type: none"> • of the contactor with added auxiliary switch block / typical 		10,000,000
<ul style="list-style-type: none"> • of the contactor with added electronics-compatible auxiliary switch block / typical 		5,000,000

Main circuit:

Number of NC contacts / for main contacts		0
Number of NO contacts / for main contacts		3
Operating current		
<ul style="list-style-type: none"> • at AC-1 / at 400 V <ul style="list-style-type: none"> • at 40 °C ambient temperature / rated value 	A	22
<ul style="list-style-type: none"> • at AC-3 / at 400 V / rated value 	A	9
<ul style="list-style-type: none"> • at AC-4 / at 400 V / rated value 	A	8.5

<ul style="list-style-type: none"> with 1 current path / at DC-1 <ul style="list-style-type: none"> at 24 V / rated value at 110 V / rated value 	A	20
	A	2.1
<ul style="list-style-type: none"> with 2 current paths in series / at DC-1 <ul style="list-style-type: none"> at 24 V / rated value at 110 V / rated value 	A	20
	A	12
<ul style="list-style-type: none"> with 3 current paths in series / at DC-1 <ul style="list-style-type: none"> at 24 V / rated value at 110 V / rated value 	A	20
	A	20
<ul style="list-style-type: none"> with 1 current path / at DC-3 / at DC-5 <ul style="list-style-type: none"> at 24 V / rated value at 110 V / rated value 	A	20
	A	0.15
<ul style="list-style-type: none"> with 2 current paths in series / at DC-3 / at DC-5 <ul style="list-style-type: none"> at 24 V / rated value at 110 V / rated value 	A	20
	A	0.35
<ul style="list-style-type: none"> with 3 current paths in series / at DC-3 / at DC-5 <ul style="list-style-type: none"> at 24 V / rated value at 110 V / rated value 	A	20
	A	20
Service power		
<ul style="list-style-type: none"> at AC-2 / at 400 V / rated value 	kW	4
<ul style="list-style-type: none"> at AC-3 / at 400 V / rated value 	kW	4
<ul style="list-style-type: none"> at AC-4 / at 400 V / rated value 	W	4,000

Control circuit:		
Voltage type / of control feed voltage		DC
Operating range factor control supply voltage rated value / of the magnet coil		
<ul style="list-style-type: none"> for DC 		0.85 ... 1.1
Pull-in power / of the solenoid / for DC	W	3.3
Holding power / of the solenoid / for DC	W	3.3

Auxiliary circuit:		
Contact reliability / of the auxiliary contacts		1 faulty switching per 100 million (17 V, 1 mA)
Number of NC contacts / for auxiliary contacts / instantaneous switching		0
Number of NO contacts / for auxiliary contacts / instantaneous switching		1

Short-circuit:		
Design of the fuse link		
<ul style="list-style-type: none"> for short-circuit protection of the auxiliary switch / required for short-circuit protection of the main circuit 		fuse gL/gG: 10 A

- with type of assignment 1 / required
- at type of coordination 2 / required

fuse gL/gG: 35 A

fuse gL/gG: 20 A

Installation/mounting/dimensions:

Mounting type		screw and snap-on mounting onto 35 mm standard mounting rail according to DIN EN 50022
series installation		Yes
Width	mm	45
Height	mm	60
Depth	mm	73
Distance, to be maintained, to earthed part / sideways	mm	6

Connection type:

Design of the electrical connection		
<ul style="list-style-type: none"> • for main current circuit • for auxiliary and control current circuit 		<p>Cage Clamp terminals</p> <p>Cage Clamp terminals</p>
Type of the connectable conductor cross-section		
<ul style="list-style-type: none"> • for main contacts <ul style="list-style-type: none"> • solid • finely stranded <ul style="list-style-type: none"> • with conductor end processing • without conductor final cutting • for AWG conductors / for main contacts • for auxiliary contacts <ul style="list-style-type: none"> • solid • finely stranded <ul style="list-style-type: none"> • with conductor end processing • without conductor final cutting • for AWG conductors / for auxiliary contacts 		<p>2x (0.25 ... 2.5 mm²)</p> <p>2x (0.25 ... 1.5 mm²)</p> <p>2x (0.25 ... 2.5 mm²)</p> <p>2x (24 ... 14)</p> <p>2x (0.25 ... 2.5 mm²)</p> <p>2x (0.25 ... 1.5 mm²)</p> <p>2x (0.25 ... 2.5 mm²)</p> <p>2x (24 ... 14)</p>

Certificates/approvals:

General Product Approval

**Functional Safety /
Safety of
Machinery**



CCC



CSA



UL



UR

[Type Examination](#)

**Declaration of
Conformity**

Test Certificates



EG-Konf.

[Special Test
Certificate](#)

Shipping Approval



ABS



DNV



GL



LRS



PRS



RINA

Shipping Approval

other



RMRS

[Confirmation](#)

[other](#)

[Environmental
Confirmations](#)

Further information:

Information- and Downloadcenter (Catalogs, Brochures,...)

<http://www.siemens.com/industrial-controls/catalogs>

Industry Mall (Online ordering system)

<http://www.siemens.com/industrial-controls/mall>

Cax online generator:

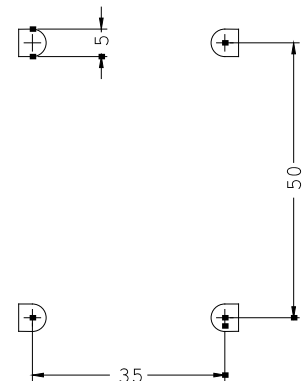
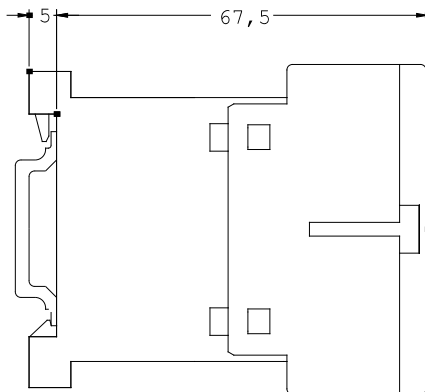
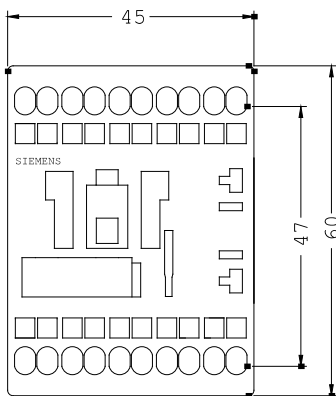
<http://www.siemens.com/cax>

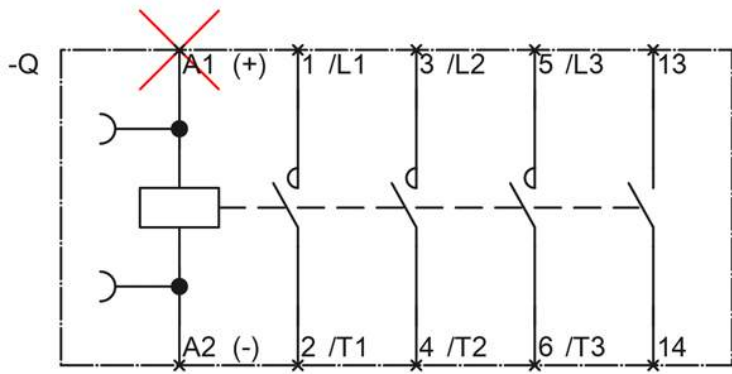
Service&Support (Manuals, Certificates, Characteristics, FAQs,...)

<http://support.automation.siemens.com/WW/view/en/3RT1016-2BM41/all>

Image database (product images, 2D dimension drawings, 3D models, device circuit diagrams, ...)

http://www.automation.siemens.com/bilddb/cax_en.aspx?mlfb=3RT1016-2BM41





last change:

Aug 4, 2014