

CONTACTOR, AC-3 5.5 KW/400 V, 1 NO,
AC 24 V, 50/60 HZ, 3-POLE, SIZE S00,
CAGE CLAMP CONNECTION

General technical data:		
product brand name		SIRIUS
Size of the contactor		S00
Protection class IP / on the front		IP20
Degree of pollution		3
Installation altitude / at a height over sea level / maximum	m	2,000
Ambient temperature / during operating	°C	-25 ... +60
Mechanical operating cycles as operating time		
<ul style="list-style-type: none"> • of the contactor / typical 		30,000,000
<ul style="list-style-type: none"> • of the contactor with added auxiliary switch block / typical 		10,000,000
<ul style="list-style-type: none"> • of the contactor with added electronics-compatible auxiliary switch block / typical 		5,000,000
Main circuit:		
Number of NC contacts / for main contacts		0
Number of NO contacts / for main contacts		3
Operating current		
<ul style="list-style-type: none"> • at AC-1 / at 400 V <ul style="list-style-type: none"> • at 40 °C ambient temperature / rated value 	A	22
<ul style="list-style-type: none"> • at AC-3 / at 400 V / rated value 	A	12
<ul style="list-style-type: none"> • at AC-4 / at 400 V / rated value 	A	8.5

• with 1 current path / at DC-1	A	20
• at 24 V / rated value	A	2.1
• at 110 V / rated value		
• with 2 current paths in series / at DC-1	A	20
• at 24 V / rated value	A	12
• at 110 V / rated value		
• with 3 current paths in series / at DC-1	A	20
• at 24 V / rated value	A	20
• at 110 V / rated value		
• with 1 current path / at DC-3 / at DC-5	A	20
• at 24 V / rated value	A	0.15
• at 110 V / rated value		
• with 2 current paths in series / at DC-3 / at DC-5	A	20
• at 24 V / rated value	A	0.35
• at 110 V / rated value		
• with 3 current paths in series / at DC-3 / at DC-5	A	20
• at 24 V / rated value	A	20
• at 110 V / rated value		
Service power		
• at AC-2 / at 400 V / rated value	kW	5.5
• at AC-3 / at 400 V / rated value	kW	5.5
• at AC-4 / at 400 V / rated value	W	4,000

Control circuit:		
Voltage type / of control feed voltage		AC
Operating range factor control supply voltage rated value / of the magnet coil		
• at 50 Hz		
• for AC		0.8 ... 1.1
• at 60 Hz		
• for AC		0.85 ... 1.1
Apparent pull-in power / of the solenoid / for AC	V·A	27
Apparent holding power / of the solenoid / for AC	V·A	4.4
Inductive power factor / with the pull-in power of the coil		0.8
Inductive power factor / with the pull-in power of the coil		0.27

Auxiliary circuit:		
Contact reliability / of the auxiliary contacts		1 faulty switching per 100 million (17 V, 1 mA)
Number of NC contacts / for auxiliary contacts / instantaneous switching		0
Number of NO contacts / for auxiliary contacts / instantaneous switching		1

Short-circuit:

Design of the fuse link

- for short-circuit protection of the auxiliary switch / required
- for short-circuit protection of the main circuit
 - with type of assignment 1 / required
 - at type of coordination 2 / required

fuse gL/gG: 10 A

fuse gL/gG: 35 A

fuse gL/gG: 20 A

Installation/mounting/dimensions:

Mounting type

screw and snap-on mounting onto 35 mm standard mounting rail according to DIN EN 50022

series installation

Yes

Width

mm

45

Height

mm

60

Depth

mm

73

Distance, to be maintained, to earthed part / sideways

mm

6

Connection type:

Design of the electrical connection

- for main current circuit
- for auxiliary and control current circuit

Cage Clamp terminals

Cage Clamp terminals

Type of the connectable conductor cross-section

- for main contacts
 - solid
 - finely stranded
 - with conductor end processing
 - without conductor final cutting
- for AWG conductors / for main contacts
- for auxiliary contacts
 - solid
 - finely stranded
 - with conductor end processing
 - without conductor final cutting
- for AWG conductors / for auxiliary contacts

2x (0.25 ... 2.5 mm²)

2x (0.25 ... 1.5 mm²)

2x (0.25 ... 2.5 mm²)

2x (24 ... 14)

2x (0.25 ... 2.5 mm²)

2x (0.25 ... 1.5 mm²)

2x (0.25 ... 2.5 mm²)

2x (24 ... 14)

Certificates/approvals:

General Product Approval

Functional Safety / Safety of Machinery

Declaration of Conformity



[Type Examination](#)



Test Certificates

[Special Test Certificate](#)

Shipping Approval



Shipping Approval

other



[Confirmation](#)

[other](#)

[Environmental Confirmations](#)

Further information:

Information- and Downloadcenter (Catalogs, Brochures,...)

<http://www.siemens.com/industrial-controls/catalogs>

Industry Mall (Online ordering system)

<http://www.siemens.com/industrial-controls/mall>

Cax online generator:

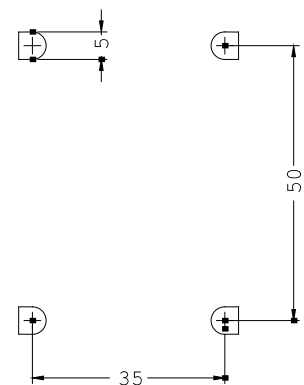
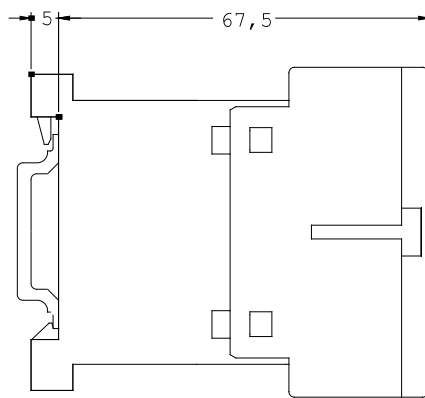
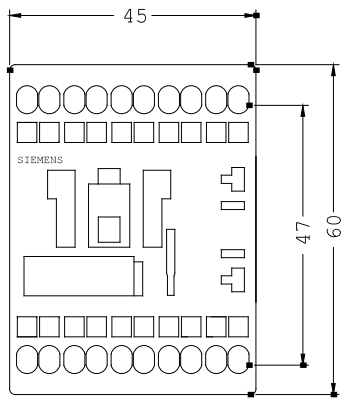
<http://www.siemens.com/cax>

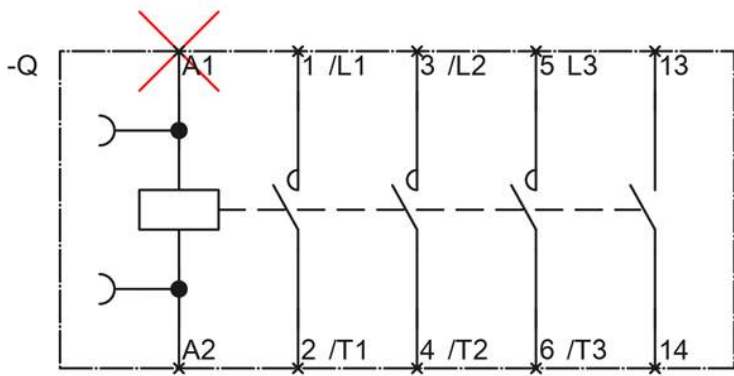
Service&Support (Manuals, Certificates, Characteristics, FAQs,...)

<http://support.automation.siemens.com/WW/view/en/3RT1017-2AB01/all>

Image database (product images, 2D dimension drawings, 3D models, device circuit diagrams, ...)

http://www.automation.siemens.com/bilddb/cax_en.aspx?mlfb=3RT1017-2AB01





last change:

Aug 4, 2014