

**Pressure transmitter (rotatable)  
2 PNP/NPN transistor switching outputs  
PS025V-505-2UPN8X-H1141**



- Housing rotatable after mounting the process connection
- Reading of adjusted values without tools
- Secure programming through recessed pushbutton and keylock
- Permanent indication of pressure (bar, psi, kPa, MPa, misc)
- Peak pressure memory
- Pressure range -1 ... 25 bar rel.

**Wiring diagram**



**Functional principle**

The pressure sensors of the PS series operate with piezo-resistive ceramic measuring cells. The ceramic diaphragm is unbalanced in proportion to the pressure applied. Depending on the sensor type, the voltage produced is made available either as switching or analog output signal. Non-rotatable and rotatable sensors, numerous thread types, front-flush or dead-zone free diaphragms and an accuracy of 0.5% of full scale guarantee highest flexibility and safe process interfacing.

|   |                                       |
|---|---------------------------------------|
| <b>Type code</b>                                  | PS025V-505-2UPN8X-H1141               |
| Ident no.   | 6832698                               |
| <b>Relative pressure</b>                          | -1...25bar rel.                       |
| Operating range                                   | -14.5...362.6psi                      |
| Operating range                                   | -0.1...2.5MPa                         |
| Admissible overpressure                           | ≤ 65 bar                              |
| Burst pressure                                    | ≥ 65 bar                              |
| <b>Power supply</b>                               |                                       |
| Operating voltage                                 | 18...30VDC                            |
| No-load current I <sub>0</sub>                    | ≤ 50 mA                               |
| Voltage drop at I <sub>0</sub>                    | ≤ 2 V                                 |
| Protective measure                                | SELV; PELV according to EN 50178      |
| Short-circuit/reverse polarity protection         | yes/ yes                              |
| Protection type and class                         | IP67/ III                             |
| <b>Outputs</b>                                    |                                       |
| Output 1  | Switching output or IO-Link mode      |
| Output 2  | switching output                      |
| <b>Switching output</b>                           |                                       |
| Output function                                   | NO/NC , PNP/NPN                       |
| Accuracy switching output                         | ± 0.5 % v. E. BSL                     |
| Rated operational current                         | 0.2 A                                 |
| Switching frequency                               | ≤ 180 Hz                              |
| Switching point distance                          | ≥ 0.5 %                               |
| Switch point:                                     | (min + 0.005 x range) up to 100% f.s. |
| Release point(s)                                  | min up to (SP - 0.005 x range)        |
| Switching cycles                                  | ≥ 100 mil.                            |
| <b>Response time</b>                              | < 3 ms                                |
| <b>IO-Link</b>                                    |                                       |
| Communication                                     | specified acc. to version 1.0         |
| Parameterization                                  | FDT / DTM                             |
| Transmission physics                              | corresponds to 3-wire physics (PHY2)  |
| Transmission rate                                 | COM 2 / 38.4 kbps                     |
| Process data width                                | 16 bit                                |
| Measured value information                        | 14 bit                                |
| Switchpoint information                           | 2 bit                                 |
| Frame type  | 2.2                                   |
| Genauigkeit                                       | ± 0.5 % of final value BSL            |
| <b>Temperature behaviour</b>                      |                                       |
| Medium temperature                                | -40...85 °C                           |
| Temperature coefficient zero point T <sub>0</sub> | ± 0.15 % of full scale / 10 K         |
| Temperature coefficient span T <sub>KS</sub>      | ± 0.15 % of full scale / 10 K         |

**Pressure transmitter (rotatable)**  
**2 PNP/NPN transistor switching outputs**  
**PS025V-505-2UPN8X-H1141**

---

**Ambient conditions**

|                      |  |
|----------------------|--|
| Ambient temperature  | -40...80 °C  |
| Storage temperature  | -40...+80°C  |
| Vibration resistance | 20 g (9...2000 Hz), according to IEC 68-2-6  |
| Shock resistance     | 50 g (11 ms) , according to IEC 61508  |
| EMC                  | EN 61000-4-2 ESD:4 kV CD / 8 kV AD<br>EN 61000-4-3 HF gestrahlt:15 V/m<br>EN 61000-4-4 Burst:2 kV<br>EN 61000-4-5 Surge: 500 V, 12 Ohm<br>EN 61000-4-6 HF conducted:10 V |

---

**Housing**

|  |   |
|--|---|
| Housing material                               | stainless-steel/plastic, V2A (1.4305)   |
| material pressure connection                   | stainless steel A2 1.4305 (AISI 303)    |
| material pressure element                      | ceramics Al <sub>2</sub> O <sub>3</sub> |
| Sealing material                               | FPM                                     |
| Process connection                             | 7/16-20 UNF                             |
| Wrench size pressure connection / coupling nut | 21/ 30                                  |
| Connection                                     | male, M12 x 1                           |

---

**Reference conditions acc. to IEC 61298-1**

|                      |                     |
|----------------------|---------------------|
| temperature          | 15...25 °C          |
| Atmospheric pressure | 860...1060 hPa abs. |
| Humidity             | 45...75 % rel.      |
| Auxiliary power      | 24 VDC              |

---

**Display**




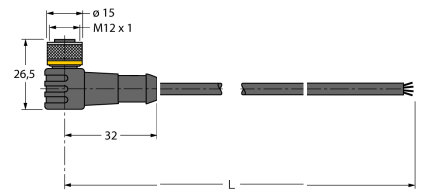
|                     |   |
|---------------------|---|
| Switching state     | 4-digit 7-segment display, rotatable by 180°, disengageable   |
| Programming options | LED yellow<br>switch/release point, PNP/NPN; NO/NC; hysteresis/window mode, muting; pressure unit, peak pressure memory |
| Unit display        | 5 x LEDs green (bar, psi, kPa, MPa, misc)   |

**Pressure transmitter (rotatable)  
2 PNP/NPN transistor switching outputs  
PS025V-505-2UPN8X-H1141**

**Accessories**

| Type code | Ident no. | Description    | Dimension drawing   |
|-----------|-----------|----------------|---|
| PTS-Cover | 6907410   | Protective cap |  |

**Wiring accessories**

| Type code     | Ident no. | Description  | Dimension drawing   |
|---------------|-----------|--|---|
| RKC4.4T-2/TEL | 6625013   | Connection cable, female M12, straight, 4-pin, cable length: 2 m, sheath material: PVC, black; cULus approval; other cable lengths and qualities available, see <a href="http://www.turck.com">www.turck.com</a> |   |
| WKC4.4T-2/TEL | 6625025   | Connection cable, female M12, angled, 4-pin, cable length: 2 m, sheath material: PVC, black; cULus approval; other cable lengths and qualities available, see <a href="http://www.turck.com">www.turck.com</a>   |  |
| RKC4.4T-2/TXL | 6625503   | Connection cable, female M12, straight, 4-pin, cable length: 2 m, sheath material: PUR, black; cULus approval; other cable lengths and qualities available, see <a href="http://www.turck.com">www.turck.com</a> |  |
| WKC4.4T-2/TXL | 6625515   | Connection cable, female M12, angled, 4-pin, cable length: 2 m, sheath material: PUR, black; cULus approval; other cable lengths and qualities available, see <a href="http://www.turck.com">www.turck.com</a>   |  |