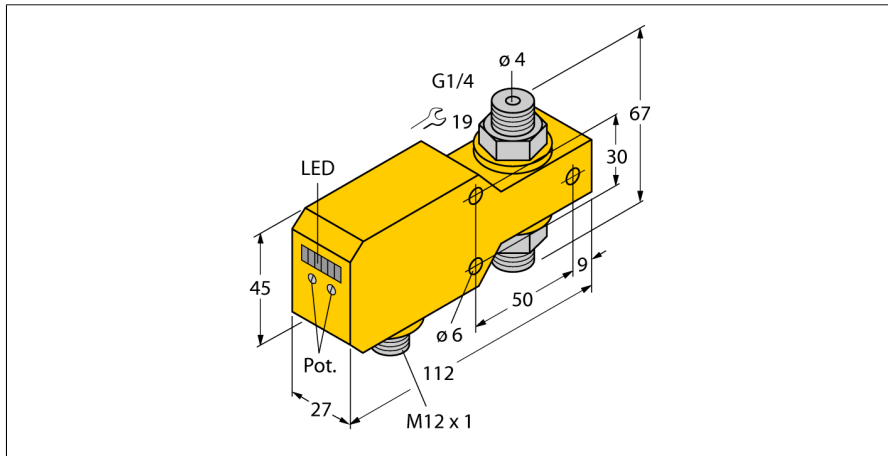
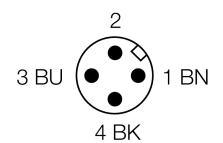
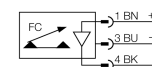


Flow sensor
Inline sensor with integrated processor
FCI-D04A4P-LIX-H1141



- Flow sensor for liquid media
- Calorimetric principle
- Adjustment via potentiometer
- LED band
- Operating range 0.01...1 l/min
- 3-wire DC, 21...26 VDC
- 4...20 mA analog output
- Plug-in device, M12 x 1

Wiring diagram



Type code	FCI-D04A4P-LIX-H1141
Ident no.	6870641

Flow operating range	0.01...1 l/min.
Oil operating range	10...1000ml/min
Stand-by time	5...15 s
Setting time	0.5...1 s
Temperature gradient	≤ 400 K/min
Medium temperature	- 20...80 °C
Ambient temperature	0...60 °C

Operating voltage	21...26VDC
No-load current I ₀	≤ 50 mA
Output function	analog output
Short-circuit protection	yes
Reverse polarity protection	yes
Current output	4...20mA
Load	≤ 500 Ω
Protection class	IP67

Housing material	plastic, PBT
Sensor material	stainless steel, AISI 316Ti
Max. tightening torque housing nut	100 Nm
Connection	male, M12 x 1
Pressure resistance	20 bar
Process connection	G 1/4"

Flow state display	LED chain, red (1x), green (5x)
LED display	red = 4 mA 1x green > 4 mA 2x green > 8 mA 3x green > 12 mA 4x green > 16 mA 5x green = 20 mA

Functional principle

The function of the inline flow sensors is based on the thermo-dynamic principle. Heat is generated in a measuring tube and absorbed by the flowing medium. The transported heat loss is thus a measure of the flow speed. Thus TURCK's wear-free flow sensors reliably monitor the flow of gaseous and liquid media. A low pressure drop and fast response to flow rate variations are the outstanding features of these devices.

