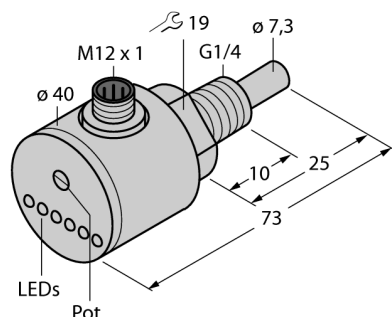


Flow sensor

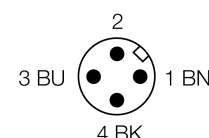
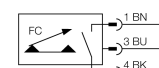
Immersion sensor with integrated processor

FCS-G1/4A4-AP8X-H1141



- Flow sensor for liquid media
- Calorimetric principle
- Adjustment via potentiometer
- LED band
- 3-wire DC, 21...26 VDC
- NO contact, PNP output
- Plug-in device, M12 x 1

Wiring diagram



Type code	FCS-G1/4A4-AP8X-H1141
Ident no.	6870101

Operating range water	1...150 cm/s
Oil operating range	3...300 cm/s
Stand-by time	typ. 8 s (2...15 s)
Switch-on time	typ. 2 s (1...15 s)
Switch-off time	typ. 2 s (1...15 s)
Temperature jump, response time	max. 12 s
Temperature gradient	≤ 250 K/min
Medium temperature	- 20...80 °C

Operating voltage	21...26 VDC
No-load current I_0	≤ 70 mA
Output function	PNP, NO contact
Rated operational current	0.4 A
Voltage drop at I_0	≤ 1.5 V
Short-circuit protection	yes
Reverse polarity protection	yes

Housing material	stainless steel, V4A (1.4571)
Sensor material	stainless steel, AISI 316Ti
Max. tightening torque housing nut	100 Nm
Connection	male, M12 x 1
Pressure resistance	100 bar
Process connection	G 1/4"

Switching state	LED chain green / yellow / red
Flow state display	LED chain, red (1x), green (5x)
Indication: Drop below setpoint	LED red
Indication: Setpoint reached	LED yellow
Indication: Setpoint exceeded	4 x LEDs green
LED display	red = 4 mA
	1 x green > 4 mA
	2 x green > 8 mA
	3 x green > 12 mA
	4 x green > 16 mA
	5 x green = 20 mA

Functional principle

Our insertion - flow sensors operate on the principle of thermodynamics. The measuring probe is heated by several °C as against the flow medium. When fluid moves along the probe, the heat generated in the probe is dissipated. The resulting temperature is measured and compared to the medium temperature. The flow status of every medium can be derived from the evaluated temperature difference. Thus TURCK's wear-free flow sensors reliably monitor the flow of gaseous and liquid media.