



CONTACTOR, AC-3 15 KW/400 V,  
AC 42V 50/60HZ, 2 NO + 2 NC, 3-POLE,  
SIZE S2, SCREW CONNECTION

### General technical data:

<b>product brand name</b>		SIRIUS
<b>Size of the contactor</b>		S2
<b>Protection class IP / on the front</b>		IP20
<b>Degree of pollution</b>		3
<b>Installation altitude / at a height over sea level / maximum</b>	m	2,000
<b>Ambient temperature / during operating</b>	°C	-25 ... +60
<b>Mechanical operating cycles as operating time</b>		
<ul style="list-style-type: none"> <li>• of the contactor / typical</li> </ul>		10,000,000
<ul style="list-style-type: none"> <li>• of the contactor with added auxiliary switch block / typical</li> </ul>		10,000,000
<ul style="list-style-type: none"> <li>• of the contactor with added electronics-compatible auxiliary switch block / typical</li> </ul>		5,000,000

### Main circuit:

<b>Number of NC contacts / for main contacts</b>		0
<b>Number of NO contacts / for main contacts</b>		3
<b>Operating current</b>		
<ul style="list-style-type: none"> <li>• at AC-1 / at 400 V <ul style="list-style-type: none"> <li>• at 40 °C ambient temperature / rated value</li> </ul> </li> </ul>	A	50
<ul style="list-style-type: none"> <li>• at AC-3 / at 400 V / rated value</li> </ul>	A	32
<ul style="list-style-type: none"> <li>• at AC-4 / at 400 V / rated value</li> </ul>	A	29

• with 1 current path / at DC-1	A	45
• at 24 V / rated value	A	4.5
• at 110 V / rated value		
• with 2 current paths in series / at DC-1	A	45
• at 24 V / rated value	A	25
• at 110 V / rated value		
• with 3 current paths in series / at DC-1	A	45
• at 24 V / rated value	A	45
• at 110 V / rated value		
• with 1 current path / at DC-3 / at DC-5	A	35
• at 24 V / rated value	A	2.5
• at 110 V / rated value		
• with 2 current paths in series / at DC-3 / at DC-5	A	45
• at 24 V / rated value	A	25
• at 110 V / rated value		
• with 3 current paths in series / at DC-3 / at DC-5	A	45
• at 24 V / rated value	A	45
• at 110 V / rated value		
<b>Service power</b>		
• at AC-2 / at 400 V / rated value	kW	15
• at AC-3 / at 400 V / rated value	kW	15
• at AC-4 / at 400 V / rated value	W	15,000

Control circuit:		
<b>Voltage type / of control feed voltage</b>		AC
<b>Operating range factor control supply voltage rated value / of the magnet coil</b>		
• at 50 Hz		
• for AC		0.8 ... 1.1
• at 60 Hz		
• for AC		0.8 ... 1.1
<b>Apparent pull-in power / of the solenoid / for AC</b>	V·A	127
<b>Apparent holding power / of the solenoid / for AC</b>	V·A	11.3
<b>Inductive power factor / with the pull-in power of the coil</b>		0.73
<b>Inductive power factor / with the pull-in power of the coil</b>		0.41

Auxiliary circuit:		
<b>Contact reliability / of the auxiliary contacts</b>		1 faulty switching per 100 million (17 V, 1 mA)
<b>Number of NC contacts / for auxiliary contacts / instantaneous switching</b>		2
<b>Number of NO contacts / for auxiliary contacts / instantaneous switching</b>		2

## Short-circuit:

### Design of the fuse link

- for short-circuit protection of the auxiliary switch / required
- for short-circuit protection of the main circuit
  - with type of assignment 1 / required
  - at type of coordination 2 / required

fuse gL/gG: 10 A

fuse gL/gG: 125 A

fuse gL/gG: 63 A

## Installation/mounting/dimensions:

### Mounting type

screw and snap-on mounting onto 35 mm standard mounting rail according to DIN EN 50022

### series installation

Yes

### Width

mm

55

### Height

mm

112

### Depth

mm

164

### Distance, to be maintained, to earthed part / sideways

mm

6

## Connection type:

### Design of the electrical connection

- for main current circuit
- for auxiliary and control current circuit

screw-type terminals

screw-type terminals

### Type of the connectable conductor cross-section

- for main contacts
  - solid
  - stranded
  - finely stranded
    - with conductor end processing
    - without conductor final cutting
- for AWG conductors / for main contacts
- for auxiliary contacts
  - solid
  - finely stranded
    - with conductor end processing
- for AWG conductors / for auxiliary contacts

2x (0.75 ... 16 mm<sup>2</sup>)

2x (0.75 ... 25 mm<sup>2</sup>)

2x (0.75 ... 16 mm<sup>2</sup>)

2x (0.75 ... 16 mm<sup>2</sup>)

2x (18 ... 2)

2x (0.5 ... 1.5 mm<sup>2</sup>), 2x (0.75 ... 2.5 mm<sup>2</sup>), max. 2x (0.75 ... 4 mm<sup>2</sup>)

2x (0.5 ... 1.5 mm<sup>2</sup>), 2x (0.75 ... 2.5 mm<sup>2</sup>)

2x (20 ... 16), 2x (18 ... 14), 1x 12

## Certificates/approvals:

**General Product Approval**

**Functional Safety /  
Safety of  
Machinery**

**Declaration of  
Conformity**



CCC



CSA



UL

[Type Examination](#)



EG-Konf.

**Test Certificates**

[Special Test  
Certificate](#)

[Type Test  
Certificates/Test  
Report](#)

**Shipping Approval**



ABS



DNV



GL



LRS



RINA



RMRS

**other**

[Confirmation](#)

[other](#)

[Environmental  
Confirmations](#)

**Further information:**

**Information- and Downloadcenter (Catalogs, Brochures,...)**

<http://www.siemens.com/industrial-controls/catalogs>

**Industry Mall (Online ordering system)**

<http://www.siemens.com/industrial-controls/mall>

**Cax online generator:**

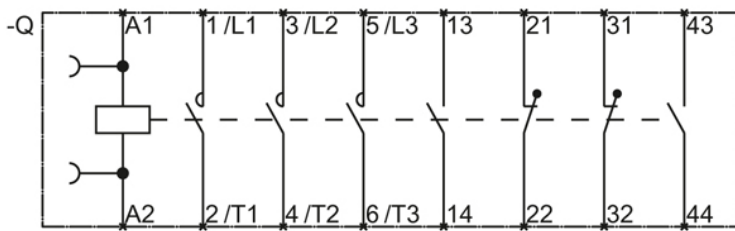
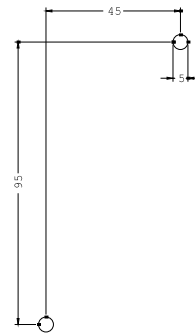
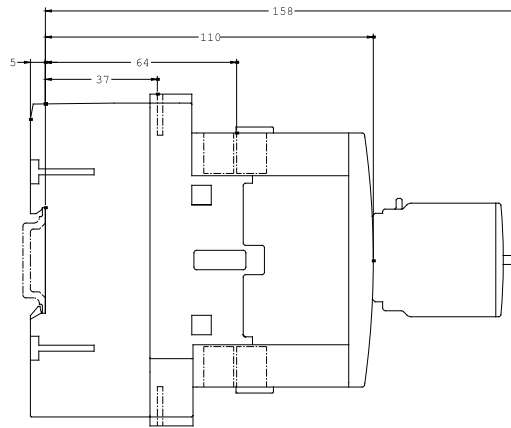
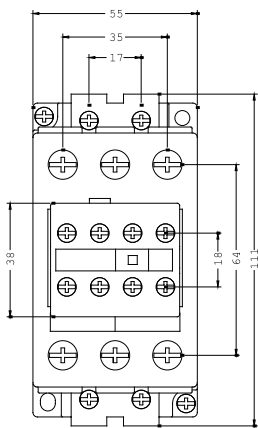
<http://www.siemens.com/cax>

**Service&Support (Manuals, Certificates, Characteristics, FAQs,...)**

<http://support.automation.siemens.com/WW/view/en/3RT1034-1AD24/all>

**Image database (product images, 2D dimension drawings, 3D models, device circuit diagrams, ...)**

[http://www.automation.siemens.com/bilddb/cax\\_en.aspx?mlfb=3RT1034-1AD24](http://www.automation.siemens.com/bilddb/cax_en.aspx?mlfb=3RT1034-1AD24)



last change:

Jul 28, 2014