

- 3 different mounting options in/on metal, incl. accessories
- FRAM memory 2 kbyte

Functional principle

The HF read/write heads operating at a frequency of 13.56 MHz, form a transmission zone the size of which (0...500 mm) varies, depending on the combination of read/write head and data carrier.

The read/write distances mentioned here only represent standard values measured under laboratory conditions and free from any influences caused by materials.



The read/write distances of data carriers suitable for mounting in/on metal were determined in/on metal.

Attainable distances may vary by up to 30 % due to component tolerances, mounting conditions, ambient conditions and material qualities (especially when mounted in metal)

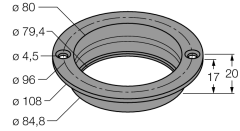
Testing of the application under real operating conditions is therefore essential, especially with read/write on-the-fly!

Type code	TW-R80-M-K2
Ident no.	7030205
Data transfer	inductive coupling
Operating frequency	13.56 MHz
Memory type	FRAM
Chip	Fujitsu MB89R118
Memory	2048 byte
Memory	read/write
Freely usable memory	2000 byte
Number of read operations	unlimited
Number of write operations	10 ¹⁰
Typical read time	0.5 ms/byte
Typical write time	0.5 ms/byte
Radio communication and protocol standards	ISO 15693
Minimum distance to metal	0 mm
Ambient temperature	-25...+85 °C
Housing material	plastic, PET
Material active area	Plastic, Black, PET
Protection class	IP68
Packaged quantity	1
Special features	for mounting in/on metal

Compatible handhelds

	<p>PD-IDENT (1542331), PD-IDENT-WLAN (1542340) Handheld for mobile reading and writing to data carriers.</p>	
	<p>PD-IDENT-HF-RBTW (7030499), PD-IDENT-HF-RWBTW (7030534), PD-IDENT-HF-S2D-RBTW(7030539), PD-IDENT-HF-S2D-RWBTW (7030560) Handheld for mobile reading and writing to data carriers.</p>	

Accessories

Type code	Ident no.	Description	Dimension drawing
MF-R80	6901152	The flange facilitates mounting of the data carrier TW-R80-M-B128 (-K2) on or in metal.	 <p>The drawing shows a flange with the following dimensions: - Outer diameter: $\varnothing 80$ - Inner diameter: $\varnothing 79.4$ - Flange thickness: 4.5 - Inner diameter of the central hole: $\varnothing 96$ - Outer diameter of the central hole: $\varnothing 108$ - Inner diameter of the central hole (bottom): $\varnothing 84.8$ - Flange thickness (top): 17 - Flange thickness (bottom): 20</p>