

- 3 different mounting options in/on metal, incl. accessories
- EEPROM, memory 128 byte

#### Functional principle

The HF read/write heads operating at a frequency of 13.56 MHz, form a transmission zone the size of which (0...500 mm) varies, depending on the combination of read/write head and data carrier.

The read/write distances mentioned here only represent standard values measured under laboratory conditions and free from any influences caused by materials.



The read/write distances of data carriers suitable for mounting in/on metal were determined in/on metal.

Attainable distances may vary by up to 30 % due to component tolerances, mounting conditions, ambient conditions and material qualities (especially when mounted in metal)

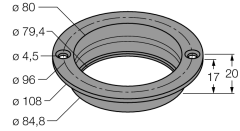
Testing of the application under real operating conditions is therefore essential, especially with read/write on-the-fly!

<b>Type code</b>	TW-R80-M-B128
Ident no.	7030207
<b>Data transfer</b>	inductive coupling
Operating frequency	13.56 MHz
Memory type	EEPROM
Chip	NXP I-Code SLI/SL2
Memory	128 byte
Memory	read/write
Freely usable memory	112 byte
Number of read operations	unlimited
Number of write operations	10 <sup>5</sup>
Typical read time	2 ms/byte
Typical write time	3 ms/byte
Radio communication and protocol standards	ISO 15693
<b>Minimum distance to metal</b>	0 mm
Ambient temperature	-25...+85 °C
<b>Housing material</b>	plastic, PET
Material active area	Plastic, Black, PET
Protection class	IP68
<b>Packaged quantity</b>	1
Special features	for mounting in/on metal

Compatible handhelds

	<p>PD-IDENT (1542331), PD-IDENT-WLAN (1542340) Handheld for mobile reading and writing to data carriers.</p>	
	<p>PD-IDENT-HF-RBTW (7030499), PD-IDENT-HF-RWBTW (7030534), PD-IDENT-HF-S2D-RBTW(7030539), PD-IDENT-HF-S2D-RWBTW (7030560) Handheld for mobile reading and writing to data carriers.</p>	

### Accessories

Type code	Ident no.	Description	Dimension drawing
MF-R80	6901152	The flange facilitates mounting of the data carrier TW-R80-M-B128 (-K2) on or in metal.	 <p>The drawing shows a flange with the following dimensions: outer diameter <math>\varnothing 80</math>, inner diameter <math>\varnothing 79.4</math>, thickness <math>4.5</math>, and two diameters for mounting holes: <math>\varnothing 96</math> and <math>\varnothing 108</math>. The mounting hole diameters are spaced <math>17</math> and <math>20</math> units apart.</p>