

- Threaded barrel, M18 x 1
- Chrome-plated brass
- Every read/write head can communicate with a number of different TURCK data carriers.
- Powered and operated only via BL ident interface module
- Male M12 x 1, only for use with BL ident extension cable

Connectors .../S2500



Type code	TN-M18-H1147
Ident no.	7030002
Mounting condition	non-flush
Ambient temperature	-25...+70 °C
Operating voltage	10...30VDC
DC rated operational current	≤ 75 mA
Data transfer	inductive coupling
Operating frequency	13.56 MHz
Radio communication and protocol standards	ISO 15693
Read/write distance max.	45 mm
Output function	4-wire, read/write
Design	threaded barrel, M18 x 1
Dimensions	72mm
Housing diameter	18 mm
Housing material	metal, CuZn, chrome-plated
Material active area	Plastic, PA

Functional principle

The HF read/write heads operating at a frequency of 13.56 MHz form a transmission zone the size of which (0...500 mm) varies, depending on the combination of read/write head and data carrier.

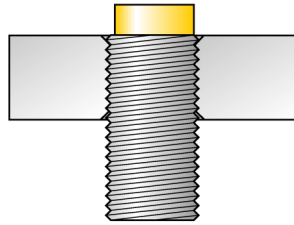
The read/write distances mentioned here only represent standard values measured under laboratory conditions.

The read/write distances of the data carriers for mounting in metal TW-R**-M(MF) were determined in metal.

Attainable distances may vary by up to 30 % due to component tolerances, mounting conditions, ambient conditions and material qualities (especially when mounted in metal)

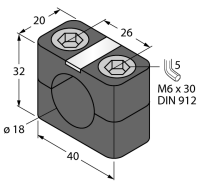
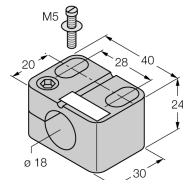
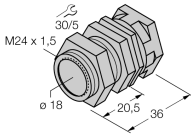
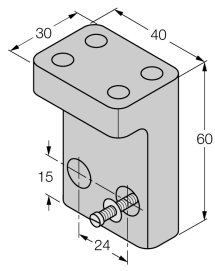
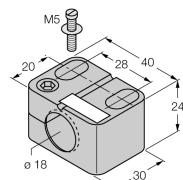
Testing of the application under real operating conditions is therefore essential, especially with read/write on-the-fly!

Diameter of the active area B \varnothing 18 mm
Width of the active face B 18 mm



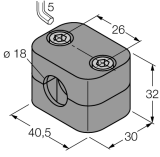
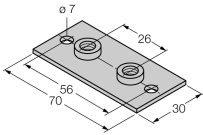
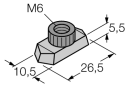


non-flush mounting

Accessories

Type code	Ident no.	Description	Dimension drawing
BSN 18	69472	Fixing clamp; material: PA66-GF	
BST-18N	6947215	Fixing clamp for threaded barrel devices, without dead-stop; material: PA6	
QM-18	6945102	Quick-mount bracket with dead-stop; material: Chrome-plated brass Male thread M24 x 1.5. Note: The switching distance of proximity switches can be reduced by the use of quick-mount brackets.	
BST-UH	6947219	Base part for BST-12 and BST-18 fixing clamps	
BST-18B	6947214	Fixing clamp for threaded barrel devices, with dead-stop; material: PA6	

Accessories

Type code	Ident no.	Description	Dimension drawing
SCHUTZKAPPE SKN/ M18	69663	PTFE-coated caps; for use in welding systems and grinding machinery; protection against intense sparking	
BST-BS	6947220	Label for BST	
BSS-18	6901320	Mounting bracket for smooth and threaded barrel devices; material: Polypropylene	
BSS-SPV2	6901316	Weld-on plate for BSS mounting bracket, long	
BSS-TSM (2 pcs.)	6901323	DIN rail nut for BSS mounting bracket	

Accessories

Type code	Ident no.	Description	Dimension drawing
MW-18	6945004	Mounting bracket for threaded barrel devices; material: Stainless steel A2 1.4301 (AISI 304)	