



CONTACTOR, AC-3 30 KW/400 V, DC 125 V,  
2 NO + 2 NC 3-POLE, SIZE S3,  
SCREW CONNECTION

### General technical data:

<b>product brand name</b>		SIRIUS
<b>Size of the contactor</b>		S3
<b>Protection class IP / on the front</b>		IP20
<b>Degree of pollution</b>		3
<b>Installation altitude / at a height over sea level / maximum</b>	m	2,000
<b>Ambient temperature / during operating</b>	°C	-25 ... +60
<b>Mechanical operating cycles as operating time</b>		
<ul style="list-style-type: none"> <li>• of the contactor / typical</li> </ul>		10,000,000
<ul style="list-style-type: none"> <li>• of the contactor with added auxiliary switch block / typical</li> </ul>		10,000,000
<ul style="list-style-type: none"> <li>• of the contactor with added electronics-compatible auxiliary switch block / typical</li> </ul>		5,000,000

### Main circuit:

<b>Number of NC contacts / for main contacts</b>		0
<b>Number of NO contacts / for main contacts</b>		3
<b>Operating current</b>		
<ul style="list-style-type: none"> <li>• at AC-1 / at 400 V <ul style="list-style-type: none"> <li>• at 40 °C ambient temperature / rated value</li> </ul> </li> </ul>	A	100
<ul style="list-style-type: none"> <li>• at AC-3 / at 400 V / rated value</li> </ul>	A	65
<ul style="list-style-type: none"> <li>• at AC-4 / at 400 V / rated value</li> </ul>	A	55

<ul style="list-style-type: none"> <li>with 1 current path / at DC-1               <ul style="list-style-type: none"> <li>at 24 V / rated value</li> <li>at 110 V / rated value</li> </ul> </li> </ul>	A	90
	A	4.5
<ul style="list-style-type: none"> <li>with 2 current paths in series / at DC-1               <ul style="list-style-type: none"> <li>at 24 V / rated value</li> <li>at 110 V / rated value</li> </ul> </li> </ul>	A	90
	A	90
<ul style="list-style-type: none"> <li>with 3 current paths in series / at DC-1               <ul style="list-style-type: none"> <li>at 24 V / rated value</li> <li>at 110 V / rated value</li> </ul> </li> </ul>	A	90
	A	90
<ul style="list-style-type: none"> <li>with 1 current path / at DC-3 / at DC-5               <ul style="list-style-type: none"> <li>at 24 V / rated value</li> <li>at 110 V / rated value</li> </ul> </li> </ul>	A	40
	A	2.5
<ul style="list-style-type: none"> <li>with 2 current paths in series / at DC-3 / at DC-5               <ul style="list-style-type: none"> <li>at 24 V / rated value</li> <li>at 110 V / rated value</li> </ul> </li> </ul>	A	90
	A	90
<ul style="list-style-type: none"> <li>with 3 current paths in series / at DC-3 / at DC-5               <ul style="list-style-type: none"> <li>at 24 V / rated value</li> <li>at 110 V / rated value</li> </ul> </li> </ul>	A	90
	A	90
<b>Service power</b>		
<ul style="list-style-type: none"> <li>at AC-2 / at 400 V / rated value</li> </ul>	kW	30
<ul style="list-style-type: none"> <li>at AC-3 / at 400 V / rated value</li> </ul>	kW	30
<ul style="list-style-type: none"> <li>at AC-4 / at 400 V / rated value</li> </ul>	W	30,000

Control circuit:		
<b>Voltage type / of control feed voltage</b>		DC
<b>Operating range factor control supply voltage rated value / of the magnet coil</b>		
<ul style="list-style-type: none"> <li>for DC</li> </ul>		0.8 ... 1.1
<b>Pull-in power / of the solenoid / for DC</b>	W	15
<b>Holding power / of the solenoid / for DC</b>	W	15

Auxiliary circuit:		
<b>Contact reliability / of the auxiliary contacts</b>		1 faulty switching per 100 million (17 V, 1 mA)
<b>Number of NC contacts / for auxiliary contacts / instantaneous switching</b>		2
<b>Number of NO contacts / for auxiliary contacts / instantaneous switching</b>		2

Short-circuit:		
<b>Design of the fuse link</b>		
<ul style="list-style-type: none"> <li>for short-circuit protection of the auxiliary switch / required</li> <li>for short-circuit protection of the main circuit</li> </ul>		fuse gL/gG: 10 A

- with type of assignment 1 / required
- at type of coordination 2 / required

fuse gL/gG: 250 A

fuse gL/gG: 125 A

### Installation/mounting/dimensions:

<b>Mounting type</b>		screw and snap-on mounting onto 35 mm and 75 mm standard mounting rail
<b>series installation</b>		Yes
<b>Width</b>	mm	70
<b>Height</b>	mm	146
<b>Depth</b>	mm	201
<b>Distance, to be maintained, to earthed part / sideways</b>	mm	6

### Connection type:

<b>Design of the electrical connection</b>		
<ul style="list-style-type: none"> <li>• for main current circuit</li> <li>• for auxiliary and control current circuit</li> </ul>		<p>screw-type terminals</p> <p>screw-type terminals</p>
<b>Type of the connectable conductor cross-section</b>		
<ul style="list-style-type: none"> <li>• for main contacts <ul style="list-style-type: none"> <li>• solid</li> <li>• stranded</li> <li>• finely stranded <ul style="list-style-type: none"> <li>• with conductor end processing</li> <li>• without conductor final cutting</li> </ul> </li> </ul> </li> <li>• for AWG conductors / for main contacts</li> <li>• for auxiliary contacts <ul style="list-style-type: none"> <li>• solid</li> <li>• finely stranded <ul style="list-style-type: none"> <li>• with conductor end processing</li> </ul> </li> </ul> </li> <li>• for AWG conductors / for auxiliary contacts</li> </ul>		<p>2x (2.5 ... 16 mm<sup>2</sup>)</p> <p>2x (10 ... 50 mm<sup>2</sup>)</p> <p>2x (2.5 ... 35 mm<sup>2</sup>)</p> <p>2x (10 ... 35 mm<sup>2</sup>)</p> <p>2x (10 ... 1/0)</p> <p>2x (0.5 ... 1.5 mm<sup>2</sup>), 2x (0.75 ... 2.5 mm<sup>2</sup>), max. 2x (0.75 ... 4 mm<sup>2</sup>)</p> <p>2x (0.5 ... 1.5 mm<sup>2</sup>), 2x (0.75 ... 2.5 mm<sup>2</sup>)</p> <p>2x (20 ... 16), 2x (18 ... 14), 1x 12</p>

### Certificates/approvals:

General Product Approval

Functional Safety / Safety of Machinery

Declaration of Conformity



CCC



CSA



UL

[Type Examination](#)



EG-Konf.

Test Certificates

Shipping Approval

[Special Test Certificate](#)



ABS



GL



LRS



RINA



RMRS

other

[Confirmation](#)

[other](#)

[Environmental Confirmations](#)

Further information:

Information- and Downloadcenter (Catalogs, Brochures,...)

<http://www.siemens.com/industrial-controls/catalogs>

Industry Mall (Online ordering system)

<http://www.siemens.com/industrial-controls/mall>

Cax online generator:

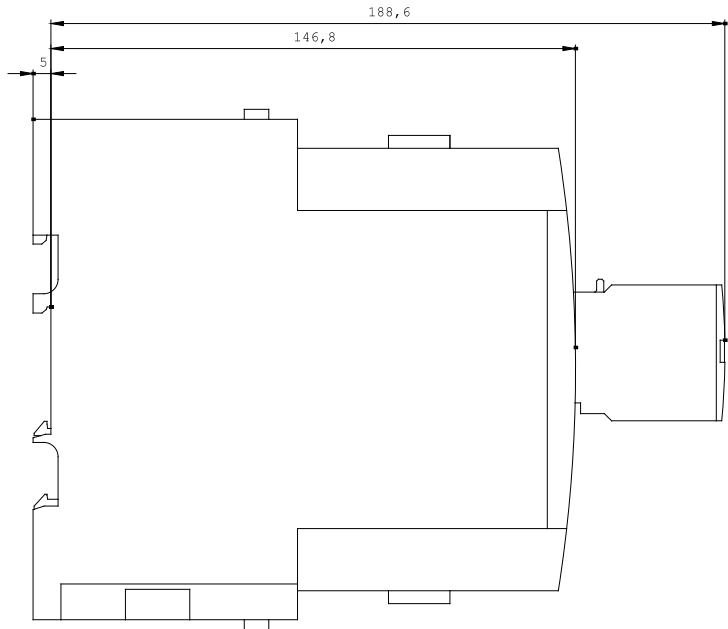
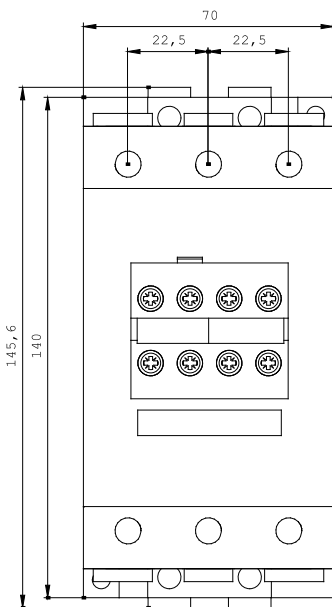
<http://www.siemens.com/cax>

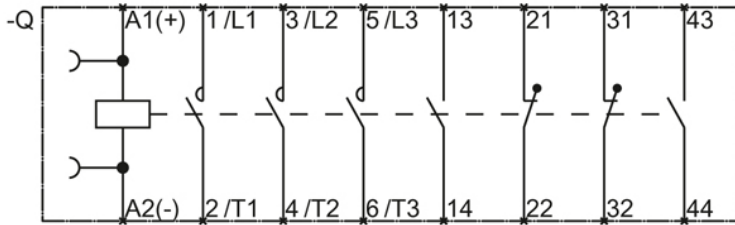
Service&Support (Manuals, Certificates, Characteristics, FAQs,...)

<http://support.automation.siemens.com/WW/view/en/3RT1044-1BG44/all>

Image database (product images, 2D dimension drawings, 3D models, device circuit diagrams, ...)

[http://www.automation.siemens.com/bilddb/cax\\_en.aspx?mlfb=3RT1044-1BG44](http://www.automation.siemens.com/bilddb/cax_en.aspx?mlfb=3RT1044-1BG44)





last change:

Jul 28, 2014