



CONTACTOR,
200KW/400V/AC-3 WITHOUT COIL AUXILIARY
CONTACTS 2NO+2NC 3-POLE,
SIZE S12 MAIN COND.: BAR CONNECTIONS CONVENT.
OPERATING MECHANISM AUX. COND.: SCREW
TERMINALS

General technical data:

product brand name		SIRIUS
Size of the contactor		S12
Protection class IP / on the front		IP00
Degree of pollution		3
Installation altitude / at a height over sea level / maximum	m	2,000
Ambient temperature / during operating	°C	-25 ... +60
Mechanical operating cycles as operating time		
<ul style="list-style-type: none"> • of the contactor / typical • of the contactor with added auxiliary switch block / typical • of the contactor with added electronics-compatible auxiliary switch block / typical 		<p>10,000,000</p> <p>10,000,000</p> <p>5,000,000</p>

Main circuit:

Number of NC contacts / for main contacts		0
Number of NO contacts / for main contacts		3
Operating current		
<ul style="list-style-type: none"> • at AC-1 / at 400 V <ul style="list-style-type: none"> • at 40 °C ambient temperature / rated value • at AC-3 / at 400 V / rated value • at AC-4 / at 400 V / rated value 	<p>A</p> <p>A</p> <p>A</p>	<p>430</p> <p>400</p> <p>350</p>

<ul style="list-style-type: none"> with 1 current path / at DC-1 <ul style="list-style-type: none"> at 24 V / rated value at 110 V / rated value 	A	400
	A	33
<ul style="list-style-type: none"> with 2 current paths in series / at DC-1 <ul style="list-style-type: none"> at 24 V / rated value at 110 V / rated value 	A	400
	A	400
<ul style="list-style-type: none"> with 3 current paths in series / at DC-1 <ul style="list-style-type: none"> at 24 V / rated value at 110 V / rated value 	A	400
	A	400
<ul style="list-style-type: none"> with 1 current path / at DC-3 / at DC-5 <ul style="list-style-type: none"> at 24 V / rated value at 110 V / rated value 	A	400
	A	3
<ul style="list-style-type: none"> with 2 current paths in series / at DC-3 / at DC-5 <ul style="list-style-type: none"> at 24 V / rated value at 110 V / rated value 	A	400
	A	400
<ul style="list-style-type: none"> with 3 current paths in series / at DC-3 / at DC-5 <ul style="list-style-type: none"> at 24 V / rated value at 110 V / rated value 	A	400
	A	400
Service power		
<ul style="list-style-type: none"> at AC-2 / at 400 V / rated value 	kW	231
<ul style="list-style-type: none"> at AC-3 / at 400 V / rated value 	kW	231
<ul style="list-style-type: none"> at AC-4 / at 400 V / rated value 	W	200,000

Control circuit:		
Voltage type / of control feed voltage		AC/DC

Auxiliary circuit:		
Number of NC contacts / for auxiliary contacts / instantaneous switching		2
Number of NO contacts / for auxiliary contacts / instantaneous switching		2

Short-circuit:		
Design of the fuse link		
<ul style="list-style-type: none"> for short-circuit protection of the auxiliary switch / required 		fuse gL/gG: 10 A
<ul style="list-style-type: none"> for short-circuit protection of the main circuit <ul style="list-style-type: none"> with type of assignment 1 / required at type of coordination 2 / required 		fuse gL/gG: 630 A fuse gL/gG: 500 A

Installation/mounting/dimensions:		
Mounting type		screw fixing
series installation		Yes

Width	mm	160
Height	mm	214
Depth	mm	225
Distance, to be maintained, to earthed part / sideways	mm	10

Connection type:

Design of the electrical connection

- for main current circuit
- for auxiliary and control current circuit

screw-type terminals

screw-type terminals

Type of the connectable conductor cross-section

- for AWG conductors / for main contacts
- for auxiliary contacts
 - solid
 - finely stranded
 - with conductor end processing
- for AWG conductors / for auxiliary contacts

2/0 ... 500 kcmil

2x (0.5 ... 1.5 mm²), 2x (0.75 ... 2.5 mm²), max. 2x (0.75 ... 4 mm²)

2x (0.5 ... 1.5 mm²), 2x (0.75 ... 2.5 mm²)

2x (20 ... 16), 2x (18 ... 14), 1x 12

Certificates/approvals:

General Product Approval

Functional Safety /
Safety of
Machinery

Declaration of
Conformity



[Type Examination](#)



Test Certificates

Shipping Approval

[Special Test Certificate](#)



other

[Confirmation](#)

[other](#)

[Environmental Confirmations](#)

Further information:

Information- and Downloadcenter (Catalogs, Brochures,...)

<http://www.siemens.com/industrial-controls/catalogs>

Industry Mall (Online ordering system)

<http://www.siemens.com/industrial-controls/mall>

Cax online generator:

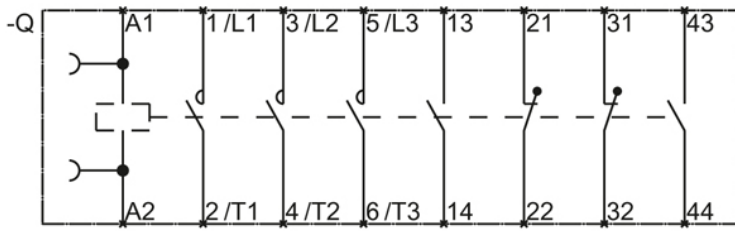
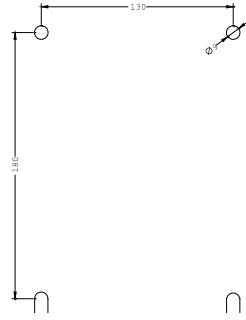
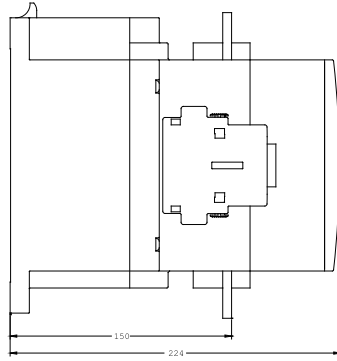
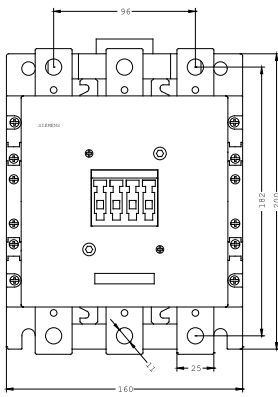
<http://www.siemens.com/cax>

Service&Support (Manuals, Certificates, Characteristics, FAQs,...)

<http://support.automation.siemens.com/WWW/view/en/3RT1075-6LA06/all>

Image database (product images, 2D dimension drawings, 3D models, device circuit diagrams, ...)

http://www.automation.siemens.com/bilddb/cax_en.aspx?mlfb=3RT1075-6LA06



last change:

Aug 4, 2014