



CONTACTOR,
250KW/400V/AC-3 AC(40...60HZ)/DC OPERATION UC 42-
48V AUXILIARY CONTACTS 2NO+2NC 3-POLE,
SIZE S12 BAR CONNECTIONS CONVENT. OPERATING
MECHANISM SCREW TERMINAL

General technical data:

product brand name		SIRIUS
Size of the contactor		S12
Protection class IP / on the front		IP00
Degree of pollution		3
Installation altitude / at a height over sea level / maximum	m	2,000
Ambient temperature / during operating	°C	-25 ... +60
Mechanical operating cycles as operating time		
<ul style="list-style-type: none"> • of the contactor / typical 		10,000,000
<ul style="list-style-type: none"> • of the contactor with added auxiliary switch block / typical 		10,000,000
<ul style="list-style-type: none"> • of the contactor with added electronics-compatible auxiliary switch block / typical 		5,000,000

Main circuit:

Number of NC contacts / for main contacts		0
Number of NO contacts / for main contacts		3
Operating current		
<ul style="list-style-type: none"> • at AC-1 / at 400 V <ul style="list-style-type: none"> • at 40 °C ambient temperature / rated value 	A	610
<ul style="list-style-type: none"> • at AC-3 / at 400 V / rated value 	A	500
<ul style="list-style-type: none"> • at AC-4 / at 400 V / rated value 	A	430

• with 1 current path / at DC-1	A	400
• at 24 V / rated value	A	33
• at 110 V / rated value		
• with 2 current paths in series / at DC-1	A	400
• at 24 V / rated value	A	400
• at 110 V / rated value		
• with 3 current paths in series / at DC-1	A	400
• at 24 V / rated value	A	400
• at 110 V / rated value		
• with 1 current path / at DC-3 / at DC-5	A	400
• at 24 V / rated value	A	3
• at 110 V / rated value		
• with 2 current paths in series / at DC-3 / at DC-5	A	400
• at 24 V / rated value	A	400
• at 110 V / rated value		
• with 3 current paths in series / at DC-3 / at DC-5	A	400
• at 24 V / rated value	A	400
• at 110 V / rated value		
Service power		
• at AC-2 / at 400 V / rated value	kW	291
• at AC-3 / at 400 V / rated value	kW	291
• at AC-4 / at 400 V / rated value	W	250,000

Control circuit:

Design of the surge suppressor		with varistor
Voltage type / of control feed voltage		AC/DC
Operating range factor control supply voltage rated value / of the magnet coil		
• at 50 Hz		
• for AC		0.8 ... 1.1
• at 60 Hz		
• for AC		0.8 ... 1.1
• for DC		0.8 ... 1.1
Apparent pull-in power / of the solenoid / for AC	V·A	830
Apparent holding power / of the solenoid / for AC	V·A	9.2
Inductive power factor / with the pull-in power of the coil		0.9
Inductive power factor / with the pull-in power of the coil		0.9
Pull-in power / of the solenoid / for DC	W	920
Holding power / of the solenoid / for DC	W	10

Auxiliary circuit:

Number of NC contacts / for auxiliary contacts / instantaneous switching		2
Number of NO contacts / for auxiliary contacts / instantaneous switching		2

Short-circuit:

Design of the fuse link

- for short-circuit protection of the auxiliary switch / required
- for short-circuit protection of the main circuit
 - with type of assignment 1 / required
 - at type of coordination 2 / required

fuse gL/gG: 10 A
 fuse gL/gG: 630 A
 fuse gL/gG: 500 A

Installation/mounting/dimensions:

Mounting type		screw fixing
series installation		Yes
Width	mm	160
Height	mm	214
Depth	mm	225
Distance, to be maintained, to earthed part / sideways	mm	10

Connection type:

Design of the electrical connection

- for main current circuit
- for auxiliary and control current circuit

screw-type terminals
 screw-type terminals

Type of the connectable conductor cross-section

- for AWG conductors / for main contacts
- for auxiliary contacts
 - solid
 - finely stranded
 - with conductor end processing
- for AWG conductors / for auxiliary contacts

2/0 ... 500 kcmil
 2x (0.5 ... 1.5 mm²), 2x (0.75 ... 2.5 mm²), max. 2x (0.75 ... 4 mm²)
 2x (0.5 ... 1.5 mm²), 2x (0.75 ... 2.5 mm²)
 2x (20 ... 16), 2x (18 ... 14), 1x 12

Certificates/approvals:

General Product Approval				Functional Safety / Safety of Machinery	Declaration of Conformity
--------------------------	--	--	--	---	---------------------------



CCC



CSA



UL

[Type Examination](#)



EG-Konf.

Test Certificates	Shipping Approval
-------------------	-------------------

[Special Test Certificate](#)

[Type Test Certificates/Test Report](#)



ABS



DNV



GL



RMRS

other

[Confirmation](#)

[other](#)

[Environmental Confirmations](#)

Further information:

Information- and Downloadcenter (Catalogs, Brochures,...)

<http://www.siemens.com/industrial-controls/catalogs>

Industry Mall (Online ordering system)

<http://www.siemens.com/industrial-controls/mall>

Cax online generator:

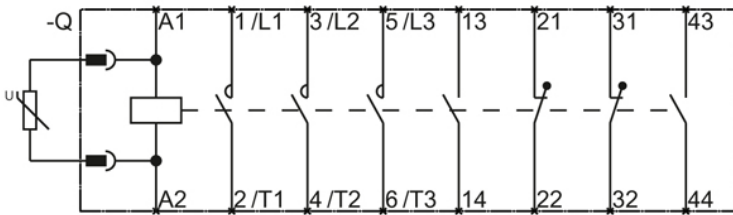
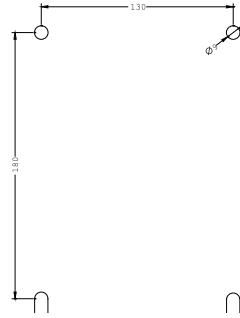
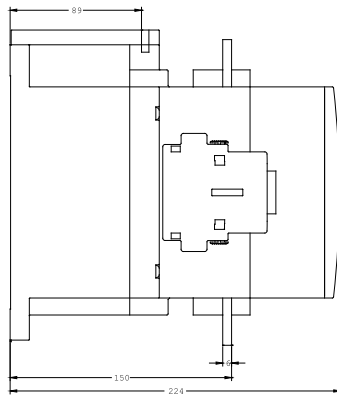
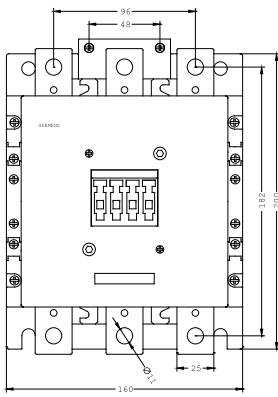
<http://www.siemens.com/cax>

Service&Support (Manuals, Certificates, Characteristics, FAQs,...)

<http://support.automation.siemens.com/WWW/view/en/3RT1076-6AD36/all>

Image database (product images, 2D dimension drawings, 3D models, device circuit diagrams, ...)

http://www.automation.siemens.com/bilddb/cax_en.aspx?mlfb=3RT1076-6AD36



last change:

Jul 28, 2014